



MARCH 2025

32°43'N

117°10'W

VOL LIII, No 3

GUILD OFFICERS

[John Walsh](#)

Guild Master

[Tom Hairston](#)

First Mate

[Isaac Wills](#)

Purser

[Karl Zingheim](#)

Log Keeper

[Alex Roel](#)

Newsletter Editor

COMMITTEE CHAIRS

[John Walsh](#)

Web Master

[Chris Sullivan](#)

Photographer

[John Walsh](#)

Presentations

[Jon Sanford](#)

Model Shop

[Isaac Wills](#)

Youth Coordinator

[Steve Scheet](#)

Fair Coordinator

[John Walsh](#)

Community Build

EASTER EGG HUNT

What is an “Easter Egg”? The modern definition has little to do with the Easter holiday commonly celebrated each Spring: it denotes a graphic or textual message that resides in plain sight and is easily missed by the casual viewer.



What’s the point of an Easter Egg? There really is no point, it’s simply a bit of fun.

Why are we talking about this? Oh, I don’t know, there *may* (or may not) have been six different Easter Eggs hidden to date in the pages of *The Second Dog Watch* since [May 2024](#). Pretty sure. Maybe.

Well, I guess that’s your first hint. Here’s another: in the [February 2025](#) issue

Chris Sullivan might provide a good example.

Will there be more? A seasoned sailor always keeps a weather eye out.

What do I get if I find one? It’s always about you, isn’t it?

No, really, what do I get? You’re the person at the Fair asking where the rest room is, aren’t you? All right: you’ll probably get your name published in a prestigious publication. If you’re wondering *which* publication, don’t even bother looking for the Easter Eggs.



Current score: TSDW Editorial Staff 6, TSDW readers 0



MMSD Supporter

San Diego Ship Modelers Guild
1492 North Harbor Drive, San Diego CA, USA 92101
sdshipmodelersguild.org

founded 1971 by Bob Wright and Russ Merrill



NRG Chapter Club



This is it: my final report from the helm after two years of monthly updates.

Being your Guild Master has been one of the most rewarding challenges that I have undertaken, and it's hard to believe that twenty-four months have come and gone since Guy Lawrie's phone call and subsequent nomination. I hope that I have made him proud of his choice, and all of you for electing me twice over.

As I look back at my tenure, I ask myself: was it a success? I had lofty goals when I began my trick at the helm in March 2023; not a single one of them went at all according to plan. But "not according to plan" is not the same as failure.

The February meeting was a case in point: nothing went according to either Plan A or Plan B, or honestly even according to Plan C. Two years ago, I might have felt frustrated, tempted to judge the situation as an abject failure on my part as the Guild Master. After all, isn't it my job to make sure everything is perfect? But you know what — it *was* perfect.











Despite the foul weather and change of both date and venue, there was great turnout. We were surrounded by beautiful nautical artworks in the intimate Compass Gallery on a dark and stormy night. We welcomed a wonderful new member. On a personal note, it was the first time that my life's partner and our daughter could attend, plus three of my best Maritime Museum shipmates were also able to join us as guests. But most importantly, the enthusiastic passion, appreciation, and knowledge of our Guild was on full display, and there is no greater success than that.

Fair winds and following seas,

John Walsh, Guild Master



In This Issue

- ☒ [Easter Egg Hunt](#)
-  [From the Quarterdeck](#)
-  [The Second Dog Watch](#)
-  [NOT A Sea Shanty](#)
-  [Last Meeting](#)
-  [Show and Tell](#)
-  [Flotsam and Jetsam](#)
- ☒ [Officer Ballot](#)
-  [Titanic Build Log](#)
-  [Cool Tool](#)
-  [Home Port](#)
-  [The Bitter End](#)



Being part of any group or organization has its benefits (and perhaps some drawbacks, although I refuse to name names) but it can be argued that the value of one's membership is related to how much or how little that Member contributes to the group's common goal.

What is our Guild's common goal?

Guild Mission Statement

The Guild is dedicated to the preservation and enhancement of the craft of building scale ship models and to providing a forum for the exchange of ideas, information, skills, and techniques.

There are several ways a Guild Member can help to meet that common goal: attend meetings, give a presentation, volunteer for the Fair Booth or Model Shop, serve as an Officer or Chair, and many others including...

...contributing to this newsletter.

Over the past year *The Second Dog Watch* has featured two serial articles from Members: Mike Lonnecker's ***Tales of the FLY: A Study*** and Don Bienvenue's ***TITANIC Build Log***. Both articles are now nearing their end (TITANIC finishes in [this issue](#).)

Give some thought to stepping up and sharing your model shipcrafting journey in some fashion by submitting a build log, study, treatise, or other article that would benefit your fellow Members, and perhaps, yourself.

Who among you will answer the call? If your immediate reaction is "Not me" then take a moment to reread this article from the beginning.

Other ways you can contribute by submitting to ***The Second Dog Watch***:

⚓ a ***Cool Tool*** you use

⚓ a nautical ***Quotation***

⚓ a ***Captain's Bookshelf*** must read

⚓ a ***Rocks and Shoals*** tale of woe

⚓ your best ***Dockyard Resources***

⚓ a ***Home Port*** photo

⚓ a clever ***Dockyard Hack***

⚓ a ***Roll Call*** profile

⚓ your favorite ***Sea Shanty***

⚓ an ***Around the Scuttlebutt*** item



Fifteen Men On A Dead Man's Chest

Listen to it on
 YouTube

Fifteen men on a dead man's chest —

Yo-ho-ho and a bottle of rum!

Drink and the devil had done for the rest
The mate was fixed with the bosun's pike
The bosun brained with a marlin's pike

CHORUS
CHORUS
CHORUS

And cookie's throat was marked belike
It had been gripped by fingers ten
And there they lay, all good dead men
Like break o'day in a boozing ken!

CHORUS

Fifteen men of the whole ship's list —
Dead and be damned and the rest gone whist!
The skipper lay with his head in gore
Where the scullion's axe his cheek had shore

CHORUS
CHORUS
CHORUS
CHORUS

And the scullion he was stabbed times four
And there they lay, and the soggy skies
Dripped all day long in upstaring eyes
In murk sunset and at foul sunrise!

CHORUS

Fifteen men of 'em stiff and stark —
Ten of the crew had the murder mark
'Twas a cutlass swipe or an ounce of lead
Or a yawing hole in a battered head

CHORUS
CHORUS
CHORUS
CHORUS

And the scuppers glut with a rotting red
And there they lay—aye, damn my eyes!
All lookouts clapped on paradise
All souls bound just contrariwise!

CHORUS

Fifteen men of 'em good and true —
Every man could ha' sailed with Old Pew
There was chest on chest full of Spanish gold
With a ton of plate in the middle hold

CHORUS
CHORUS
CHORUS
CHORUS

And the cabins riot of stuff untold
And they lay there that had took the plum
With sightless glare and their lips struck dumb
While we shared all by the rule of thumb!

CHORUS

More was seen through the stern light screen —
Chartings no doubt where a woman had been
A flimsy shift on a bunker cot
With a thin dirk slot through the bosom spot

CHORUS

CHORUS

CHORUS

CHORUS

And the lace stiff dry in a purplish blot
Oh was she wench... or some shuddering maid
That dared the knife and took the blade
By God! she was stuff for a plucky jade!

CHORUS

Fifteen men on the dead man's chest —
Drink and the devil had done for the rest
We wrapped 'em all in a mains'l tight
With twice ten turns of a hawser's bight

CHORUS

CHORUS

CHORUS

CHORUS

And we heaved 'em over and out of sight
With a yo-heave-ho and a fare-you-well!
And a sullen plunge in the sullen swell
Ten fathoms deep on the road to hell!

CHORUS





Last Meeting *photography by Alex Roel*



The Guild's rain-swept, date-changed, location-amended, and brief February meeting was attended by 18 Members¹ and 7 guests²; all Officers were present. 1 new Member joined the Guild³.

Powder Monkey Karl Zingheim rang the bell at 6:02pm to signal the start of the second dog watch.



Guild Master John Walsh opened the cozy meeting in the Compass Gallery by welcoming new Member Paul Moore, a resident of Scottsdale who will be living in Coronado for the coming year. Paul and his mates in Arizona have been working on a diorama of the ocean liner NORMANDIE in Le Havre harbor. Also welcomed were several guests including some returnees and the Guild Master's own Elisa and Aurora Crossman.



Photographer Chris Sullivan was AWOL once again, recuperating from a "job related" injury.

John once again reminded Members that annual dues must be paid no later than the upcoming March meeting, which will also feature the 2025 Officer class elections.



After Fair Coordinator Steve Scheet gave a brief update of the 2025 San Diego County Fair, John eschewed the refreshment break and immediately introduced [Show and Tell](#).



At precisely 7:08pm the Powder Monkey rang the ship's bell to bring our somewhat shortened February meeting to a close.

¹ Arroyo, Clausson, Dressel, Hairston, N.Lee, T.Lee, Lonneckner, Lopez de Arenosa, McKinley, Roel, Sanford, Scheet, Seiler, Walsh, Wills, Yotter, Yumoto, Zingheim

² Robert Camp, Elisa Crossman, Aurora Crossman, Harper MacDonald, Ruby Stith, Jake Williams, Patrick Williams

³ Paul Moore



- *VASA by Don Dressel*
- *Corel kit, plank-on-bulkhead, wood*
- *5/32"≈1' 1:78, under construction*

Don Dressel led the Show and Tell parade with his long-awaited reveal of VASA's beakhead: this was the first build Don has come across where the prow is a separate construction that must be aligned and attached to the hull. Despite months of misgivings about such an arrangement Don reported that securing the aligned beakhead went well.

Niko McKinley showed off a pair of LEGO battleships that he recently built. The battleship pictured at the top is a standard LEGO build, but the lower one is a scratch build completely designed by Niko.

- *Battleships by Niko McKinley*
- *LEGO kit and scratch build, plastic*
- *unknown scale, completed*



Trystan Lee delivered a lengthy report on the December 7, 1941 attack on Pearl Harbor to accompany his three scratch builds, depicting the battleships OKLAHOMA and ARIZONA, and a representation of today's ARIZONA Memorial that is moored above the ship.

- *OKLAHOMA and ARIZONA by Trystan Lee*
- *LEGOS, scratch build, plastic*
- *unknown scale, completed*



Steve Scheet presented his completed build for the Community Build IV project. This is Steve's first serious attempt at a wood model having come from the remote-control side of modelling.

Congratulations to Steve on being the first to complete the Community Build project with such a beautifully crafted model.

His assertion that it would probably be the *only one completed* did raise a few eyebrows however, Newsletter Editor included. Unexpected challenge: accepted.



- *Masting and Rigging Project by Steve Scheet*
- *NRG kit, wood, brass*
- *1/4"=1' 1:48, completed*



Jon Sanford returned with his completed restoration of an ivory antique representation of a junk. Jon noted that he fashioned the few missing pieces from wood and color-matched them to the existing ivory. Cleanup of the dirt from the ivory was accomplished using common Dawn cleaner sparingly. Isaac Wills noted that this is quite possibly a Japanese sampan rather than a Chinese junk: Jon

- *JUNK/SAMPAN by Jon Sanford*
- *scratch build, ivory (restoration)*
- *unknown scale, completed*

reported that the owner was unsure themselves, only that it was acquired during World War II.



Guest **Robert Camp** shared a pair of 3D printings that he recently made, along with the Washington Monument to depict scale.

Robert mentioned that he got the 3D files online on a Saturday and completed them by the following Wednesday.

- *FUSO and SHIMAKAZE by Robert Camp*
- *Printables kits, 3D printing, plastic*
- *1/64"≈1' 1:625, completed*

- *ENDURANCE* by Isaac Wills
- *LEGO kit, plastic*
- *unknown scale, completed*

Isaac Wills wrapped up Show and Tell for the evening with two recent models, the first being a LEGO kit of Shackleton's *ENDURANCE*. Isaac noted that kit's scale was determined by the length of existing LEGO pieces that represent the life boats.

One question: where is all the ice?



In a different medium, Isaac constructed an MDF (medium-density fiberboard) kit of Robert Stephenson's *ROCKET*, a steam locomotive powered by coal-derivative coke.

- *ROCKET* by Isaac Wills
- *Nauticurso kit, MDF*
- *13/16"≈1' 1:15, completed*



Flotsam and Jetsam

"I have not yet begun to fight!"

Captain John Paul Jones, USS BONHOMME RICHARD, 1779

Squared Away – understanding nautical terms

The **HALF-BREADTH PLAN** is a bottom-view drawing of a vessel depicting the shape of the hull and waterlines. The half-breadth plan is a horizontally divided depiction of the hull: the lower portion shows the hull view, the top portion shows the deck view. From this plan one can derive the waterlines of the vessel. Companion to the BODY PLAN and SHEER PLAN.

HALF-BREADTH PLAN
Scale: 1/4" = 1'-0"

Navigating the Website – sdshipmodelersguild.org



The website's **HISTORY** page charts a chronological timeline of our Guild's ups and downs since her founding in 1971. From helping to host three Nautical Research Guild conventions to weathering Membership factions and a global pandemic, the Guild has continuously maintained a presence in San Diego for over fifty years.

Around the Scuttlebutt – latest Guild news



Be on the lookout for the Purser! Annual dues are due. \$20. Dues must be paid in full by the March Guild Meeting.



Nominations for Officer positions for the coming year remain open. Submit nominations to the Nominations Chair, [Alex Roel](#).



Election Night is Tuesday, March 11th. [Your Ballot is published in this issue.](#)



VOLUNTEERS: Sign-ups for manning the Guild's Booth at the 2025 San Diego County Fair has commenced: [check available volunteer dates here](#) and contact Fair Coordinator [Steve Scheet](#) with your selections.



MODEL ENTRANTS: You must register and pay (\$30) for your entry no later than 8pm on April 30. Scale models should be entered in Class 009 and Not-to-Scale models in Class 010. Entry is *only* via this [online site](#).



On The Horizon

MAR 4	6pm	Officers Meeting	online
MAR 11	4pm	Community Build Meeting	BERKELEY
MAR 11	6pm	Guild Meeting / ELECTION	BERKELEY
MAR 25	–	<i>The Second Dog Watch</i>	Website, email
APR 1	6pm	Officers Meeting	online
APR 8	4pm	Community Build Meeting	BERKELEY
APR 8	6pm	Guild Meeting	BERKELEY
APR 29	–	<i>The Second Dog Watch</i>	Website, email
APR 30	8pm	SDCF model entry (deadline)	online application
MAY 6	6pm	Officers Meeting	online
MAY 7	TBA	SDCF booth set-up	Del Mar Fairgrounds
MAY 13	4pm	Community Build Meeting	BERKELEY
MAY 13	6pm	Guild Meeting	BERKELEY
MAY 20	noon - 8pm	SDCF model entry (drop-off)	Del Mar Fairgrounds
MAY 27	–	<i>The Second Dog Watch</i>	Website, email
JUN 3	6pm	Officers Meeting	online
JUN 10	4pm	Community Build Meeting	BERKELEY
JUN 10	6pm	Guild Meeting	BERKELEY
JUN 11 - JUL 6	11am - 6pm	San Diego County Fair (booth volunteering)	Del Mar Fairgrounds / Design In Wood
JUN 24	–	<i>The Second Dog Watch</i>	Website, email
JUL 1	6pm	Officers Meeting	online
JUL 8	4pm	Community Build Meeting	BERKELEY
JUL 8	6pm	Guild Meeting	BERKELEY
JUL 8	noon - 8pm	SDCF model entry (pick-up)	Del Mar Fairgrounds
JUL 11	TBA	SDCF booth take-down	Del Mar Fairgrounds
JUL 29	–	<i>The Second Dog Watch</i>	Website, email



☒ Officer Ballot

Your ballot must be [submitted to Log Keeper Karl Zingheim by email](#), mail, phone, or in person by the March meeting.

The following Members have been nominated for Officer positions in the Guild (select one nominee for each position.)

 BALLOT — Officers			
Position	Nominee 1	Nominee 2	Nominee 3
Guild Master	Steve Miller	open	open
First Mate	Steve Scheet	Chris Sullivan	open
Log Keeper	Karl Zingheim	open	open
Purser	John Walsh	open	open
Newsletter Editor	Alex Roel	open	open

Nominees listed alphabetically, left to right

Per Guild [Bylaws](#):

3.4 Elections of Officers.

... Ballots with the nominees shall be published in the newsletter prior to a vote at the March meeting...

In [Log Entry: No. 6](#) I discussed the detailing of the Lifeboats, Cranes, and Masts.

- *TITANIC by Don Bienvenue*
- *Trumpeter kit, plastic, wood, photo-etched brass*
- *1/16"≈1' 1:200, completed*



Figure 1 — TITANIC

Coming to the End

This last Log Entry covers the final stages of construction of TITANIC. Work consisted of adding the photo-etched railings and rigging the masts. There were also a few other minor photo-etched items (the crow's nest on the foremast) and signage decals that were added.

Railings

A tip that I found helpful in attaching the many sections of photo-etched railing (especially for longer areas such as the bow and stern) was to tack each rail in place with Tamiya masking tape at intervals along the span of rail, and then begin attaching the rail by gluing one of the railing ends. I then removed the closest piece of tape and glued that rail area to the model. This continued as I worked my way to the other end of the railing. This was especially helpful at the stern because of the large curved area.

TITANIC Disaster II

Having *just* finished rigging the foremast, I proceeded to do a thorough job of demolishing all the rigging with my arm (Figure 2)! I was very lucky to have used a brass mast as noted in a previous Log Entry, otherwise a plastic mast would have

broken into pieces. I removed the rigging and started over, re-rigging everything all over again: lesson learned.

ALWAYS pay attention to where you are in relation to your model!




Figure 2 — rigging disaster

Marconi Aerial Cables

I tried a couple of methods for rigging the Marconi aerial cables. First, I tried using wire, but there were a couple of kinks in the wire that I could not remove. I then tried using thread. The thread initially had bends and twists and didn't look good. The cables should not be taut but have a slight sag to them. I remembered a trick I had seen to stiffen thread for rigging: pass each thread over Elmer's White Glue, giving a coating throughout the length of each of the four threads. This helped to stiffen the thread and made it easier to obtain a consistent sag the length of the span.

Finished!

After a couple of final touch-ups, TITANIC was completed: she took a total of 14 months to build. The following are some photos of the finished build...







Five Clear Liquids

Repurposed paint jars refilled when required in small amounts that don't take up much room on your workspace: this ensures they'll be close at hand when you need them without the hassle of going to the garage to deal with pints and quarts.



Isopropyl alcohol

Softens and/or removes white glue bonds on wood. Apply liberally where glue has set and reapply until glue gets gummy and parts can be pried apart. Mild odor. Evaporates quickly.

Acetone

Cleanly strips varnishes. Cleans brass, copper, and other metals prior to blackening or soldering. Strong odor. Evaporates very quickly.

Tap water

Thins water colors or acrylic paints before application. Cleans paint brush when using water colors or acrylic paints. Odorless. Evaporates slowly.

Distilled water

Mixes/activates Liver of Sulfur chips to blacken brass. Used to soften and free decals from backing, repair small wood blemishes. Odorless. Evaporates slowly.

Thinner

Paint/varnish stripper, though less caustic (and less effective) than acetone for that purpose. Thins enamel paints and varnishes before application. Cleans paint brush when using enamel paint or varnish. Moderate odor. Evaporates moderately quickly.



San Diego Bay, August 8 2023, 8:10pm

Thanks to our sponsor, the Maritime Museum of San Diego, the San Diego Ship Modelers Guild is fortunate to call not only San Diego Bay our home, but also the steam ferry BERKELEY, part of the Museum's fleet tied up on San Diego's Embarcadero.





The Bitter End

Our Founders

The Guild was founded in 1971 by Bob Wright and Russ Merrill in collaboration with Ken Reynard, Captain of the barque STAR OF INDIA.

Mission Statement



The [San Diego Ship Modelers Guild](#) is dedicated to the preservation and enhancement of the craft of building scale ship models and to providing a forum for the exchange of ideas, information, skills, and techniques.

Maritime Museum of San Diego



The Guild encourages all Members to join and maintain an annual membership in the [Maritime Museum of San Diego](#). As our sponsor, the MMSD provides the Guild space aboard the steam ferry BERKELEY to hold monthly meetings; allows us to work in, store supplies, and maintain the Museum Model Shop; and annually awards Guild entrants ribbons and cash prizes for the Design In Wood competition at the San Diego County Fair.

Nautical Research Guild



The Guild also encourages all Members to join and maintain an annual membership in the [Nautical Research Guild](#). As a chartered Chapter Club, the NRG accords certain benefits, privileges, and protections to our Guild.

Piracy in Model Shipcrafting

Although there is no single, agreed-upon definition of what constitutes "piracy", the use of another's intellectual or physical property without recompense is the basis for any working definition. Unfortunately, this is an issue that affects our craft: be scrupulous and avoid purchasing pirated kits or materials.



Back Issues

Back issues of *The Second Dog Watch* are accessible via the [Newsletter Archive](#) which has digital copies dating back to Volume I, Issue 1 (May 1977.)