



SAN DIEGO SHIP MODELERS GUILD NEWSLETTER

APRIL 2024 32°43'N 117°10'W Vol LII, No 4



GUILD OFFICERS

Guild Master

[John Walsh](#)

First Mate

[Tom Hairston](#)

Purser

[Isaac Wills](#)

Newsletter Editor

[Alex Roel](#)

Log Keeper

[Karl Zingheim](#)

COMMITTEE CHAIRS

Web Master

[John Walsh](#)

Presentations

[John Walsh](#)

Model Shop

[Jon Sanford](#)

Photographer

[Chris Sullivan](#)

Fair Coordinator

[Jon Sanford](#)

ELECTION NIGHT



March meetings mean elections, and elections we had. Per the Bylaws, Log Keeper Isaac Wills presided over the affair, and by the time the confetti settled on the BERKELEY's upper deck the Guild had experienced turnover at several Officer and Committee Chair positions.

Spared were the top positions of Guild Master and First Mate, which returned John Walsh and Tom Hairston, respectively.

Long-time Purser Jon Sanford chose not to run this year so Isaac Wills took over the Guild's finances, membership dues and roster. While still retaining his unofficial role as Powder Monkey, Karl Zingheim was elected as the new Log Keeper, allowing me to don Karl's fedora as your new Newsletter Editor.



Log Keeper Wills, presiding

Guild Master John Walsh continued his ~~naked power grab~~ selfless service by assuming the additional roles of Web Master and Presentations Chair. Lastly, Jon Sanford will be mentoring two new "hands-on" volunteers during the coming year (Mike Hite in the Model Shop and Steve Scheet at the Fair.) The Guild looks forward to the fresh perspectives, time, and energy that Mike and Steve will bring to these public-facing positions.



MMSD Supporter

San Diego Ship Modelers Guild
1492 North Harbor Drive, San Diego CA, USA 92101
sdshipmodelersguild.org

established 1971 by Bob Wright and Russ Merrill



NRG Chapter Club

🚢 From the Quarterdeck *by Guild Master John Walsh*

Ahoy, Guild Members!

Has it really been a whole year since I sat down to write my first report? Has it *only* been a year? It feels simultaneously like yesterday and forever ago that you all officially gave me the honor of serving as your Guild Master. I have learned so much over the past twelve months, and I hope to put that experience to good use as I work with the other Officers and Chairs to continue the growth and success of the Guild!

With the blessing of our Newsletter Editor, I am going to take the opportunity to use this space to get a little bit personal this month. I hope you don't mind.

As some of you may know, I am an Eagle Scout. But before I achieved that rank, I was elected to lead my Boy Scout troop as a Senior Patrol Leader (for those of you unfamiliar with the BSA program, think "Guild Master but with more acne, teenage angst, and adult oversight.") If you all think that I'm a weirdo now, I was an even weirder kid. I saw life differently than my peers, and therefore I led differently than they expected. This was something that the adult leaders didn't like, and I was removed from the post before the end of my term. That's the fear that's lived in the back of my mind all year.

Right up until Mike Lonnecker's motion to accept the ballot of officer nominations and Chuck Seiler's seconding of that motion, some part of me was certain that I would be asked to step down and stand aside so that a "real leader" could take over.

One of my favorite brags about our Guild is how accepting it is of all modelers, regardless of skill level or material choice. I love seeing everything from enormous museum-quality scratch builds to three-minute LEGO submarines on the Show



In This Issue

- ☑ [Election Night](#)
- 🚢 [From the Quarterdeck](#)
- 🏆 [Changing of the Bard](#)
- 🚢 [A Sea Shanty](#)
- 🔔 [Last Meeting](#)
- 🔔 [Show and Tell](#)
- 🚢 [Flotsam and Jetsam](#)
- 🚢 [Roll Call](#)
- ☑ [Special Election](#)
- 🚢 [Resources](#)
- 🚢 [Home Port](#)
- 🚢 [The Bitter End](#)

and Tell table each month. I love the joy and the passion on display as our Members share their work with one another.

I'm eternally grateful that you've extended that same acceptance to me as your Guild Master while still sharing with me your own ideas and vision. Thank you for everything this past year, and for the opportunity to keep leading from the quarterdeck.

Fair winds and following seas,

John Walsh
Guild Master





Changing of the Bard by Alex Roel



Newsletters arrive one after another, more or less on a monthly basis. So too do Newsletter Editors, though much less frequently. As Karl Zingheim hands off the editorship of the Newsletter I want to join the Guild in thanking him for his twenty-four-month stewardship; two years in which we were all kept up to date with Guild happenings presented in Karl's humorous and engaging style.

The challenges facing the Newsletter Editor have changed dramatically during the 50-year plus life of the Guild: gone are the days of issues printed on paper that had to be typed, folded, cut, pasted, stapled, stamped, addressed, and finally mailed. Now issues are created in digital formats of unlimited length and are delivered magically to your email inbox on some device or other; or perhaps they exist only as a clickable link... times, technology and capabilities have certainly changed.

But what *hasn't* changed is the perpetual need for timely information about the Guild, its Members, and of course the art of crafting model ships. A casual sampling of our website's [Newsletter Archive](#) reveals that each Newsletter Editor has striven to achieve those goals, inevitably in their own style. I hope to follow in their footsteps.

Haul and Drag

Listen to it on  **YouTube**

*She's a rotten brig with creaking innards
(Haul and drag)
Rope by rope we'll heave her windward
(Haul and drag, hey!)*

*Haul and drag, bullies
Haul and drag
Haul 'til the devil takes ya
Haul and drag*

*Hogs of rum bound for Saint Lucia
(Haul and drag)
Two for me and one for you, sir
(Haul and drag, hey!)*

CHORUS

*Well the cook's a-rolling in the galley
(Haul and drag)
Scattered like a skittle alley
(Haul and drag)*

CHORUS

*Speeding down the Strait of Dover
(Haul and drag)
Furl the top, she's listing over
(Haul and drag, hey!)*

CHORUS

*Rudder's gone and hold is filling
(Haul and drag)
Powder's wet and flour is swimming
(Haul and drag, hey!)*

CHORUS

*Every hand to Neptune's calling
(Haul and drag)
Down in Hell, there'll be no hauling
(Haul and drag)*



Last Meeting *photography by Chris Sullivan*



The March meeting was attended by 17 Members and 1 guest; all Officers were present¹.

Powder Monkey Karl Zingheim struck the bell at precisely 6:00pm to bring the meeting to order. The lone guest was former long-time member Tommy Thompson who is returning to our Guild after having moved back to San Diego from Oregon. While exiled in the Pacific Northwest Tommy was working on his build of Sir Ernest Henry Shackleton's ill-fated ENDURANCE and will now continue his work here.



Albert Tamayo and Tommy Thompson

The Officer reports followed with Purser Jon Sanford reporting that the Guild's financial status is sound (detailed information in our website's Sea Locker) but that several Members have yet to pay their annual dues and run the risk of becoming ex-Members. As Web Master I reported that John Walsh and I had had a productive meeting preparatory to handing over the Guild's website to his care. Newsletter Editor Karl reminded Guild Members that submissions of current builds are always welcome, especially for Members unable to attend meetings and do a Show and Tell in person.

Guild Master John Walsh then turned the meeting over to Log Keeper Isaac Wills to conduct the annual Officer elections. As his last act in this position Isaac accepted a floor motion from Mike Lonnecker to elect the nominated Officers by general acclamation. This was quickly seconded, and an immediate vote by show of hands approved the nominees, instantly putting Isaac out of his job.

Paco López de Arenosa informed the Guild that the barquentine JUAN SEBASTIÁN ELCANO will be visiting San Diego April 11th-16th. She is a training ship for the Spanish Navy; Paco once had the good fortune of sailing aboard her on a trip to Cadiz for refitting.

¹ Arroyo, Clauson, Dressel, Hairston, López de Arenosa, Pitt, Roel, Sanford, Scheet, Seiler, Sellen, Sullivan, Tamayo, Walsh, Wills, Yotter, Zingheim. Guest: Thompson.

James Pitt (welcome back James!) announced that he will be taking orders for Guild short- and long-sleeved t-shirts and hats during upcoming meetings. He suggested that Members place orders soon to ensure having the items in time for the upcoming San Diego County Fair.



*Show of hands:
Does anyone even **like** long-sleeved shirts?*



Oh.

The principal event of the night was the latest in the “Scratch That” series of presentations; the topic this meeting was **Weathering**.

- Isaac demonstrated his first attempt at weathering with his plastic galleon / East Indiaman BLACK PEARL. The main areas Isaac tackled were the hull and the decks. As the



BLACK PEARL stern weathering

PEARL was said to be “reborn” after being burned



BLACK PEARL bow weathering

to the waterline, Isaac weathered the hull with successive coats of paint of various hues of gray, brown and matte black mixed and lightly sanded to produce the charred effect.

- Karl discussed three different kinds of weathering: **rust** (green for copper and orange/red for iron and steel), **grime**, and **shadows** (a judicious use of light gray.) Karl also described his weathering method of overlaying paint layers using different bases: one coat of enamel can be weathered (diluted)

by hand with thinner and not be affected by a top coat of acrylic then weathered (diluted) by water. Karl concluded with two main messages for Members: “weathering comes down to contrast” and “less is more – use restraint.”

- Chris Sullivan used his LST tank landing ship as an example of weathering on a very small scale. Chris also noted that another type of weathering to consider is **wear**, such as where lines or cables rub or anywhere constant contact occurs on any vessel. Chris’ weathering watchword: “balance.”
- Steve Scheet shared a box of tools and paints that he uses to weather his builds, including a simple thin plywood board that serves as his test palette prior to application. Steve also mentioned his use of “brass black” and how it can be used for different metals, not just brass.



- Dave Yotter brought in his KC BELLE paddle wheel river barge to discuss his representation of smoke and oil weathering using Floquil enamels, noting how cinders and soot accumulate in the various nooks and corners of the deck and deck furniture due to the twin smoke stacks.



KC BELLE foredeck weathering


Glenn Clausson then caught the imagination of Members with his ad-hoc addition to the weathering discussion by relating a story of how he had stored several of his models in cardboard boxes for a number of years only to find the models “naturally weathered” by silverfish when he next opened the boxes.

The Guild Master then called for the break, after which the Guild moved on to Show and Tell (see next section.) After the final presentation, the Powder Monkey struck the bell at 8:03pm to bring the meeting to a close.



Don Dressel led off with his “newish” build of the Swedish warship VASA, notorious for having sunk on her maiden voyage in 1628. This is a plank-on-bulkhead kit build, and Don has just completed the first planking; he stressed that it is important to

- *VASA by Don Dressel*
- *Corel kit, wood*
- *~5/32"=1' 1:78, under construction*



VASA first planking



VASA sans beakhead

consider how the strakes of the second planking would fall when roughing in the first. He also noted that Corel has a patented “gun port” planking system utilized on this model, and that this is the first model he has ever seen that has a beakhead assembly separate from the hull itself. Don pointed out that this is not an easy kit and getting the beakhead assembly to align properly will be an unwelcome additional step.



Next up was Chuck Seiler with his build of Captain John Smith’s circa 1608 shallop from the Jamestown settlement. Built in England, disassembled and shipped to the



SHALLOP line diameters

New World, this vessel was used to navigate the waters in and around Chesapeake Bay. Chuck

- *JAMESTOWN SHALLOP by Chuck Seiler*
- *Nikitin kit, wood*
- *3/8"=1' 1:32, nearing completion*

reported that one year into the build he is now in the “I remember why I hate rigging” stage, for which he has used five diameters of line. He found that his mast/yard assembly was very rickety upon completion but became stable when properly rigged. Chuck chose not to hang sails and then researched where each running line was secured when stowed. Remaining items: 3 rope coils, 10 oars and 1 barrel. Chuck plans on entering her in the 2024 Design in Wood competition at the San Diego County Fair.

Kurtis Sellen was our third presenter with his double-planked, triple-cockpit, barrel-backed Chris-Craft Runabout circa 1930. Kurtis inherited the partially-built kit from an old acquaintance, and his



Kurtis discussed decking options...

first order of business was to amend some of the previous owner’s work. That accomplished, Kurtis is now is contemplating his decking options: utilize the kit wood (mahogany), use teak, or stain another wood to effect.



Jon waited...

- **CHRIS-CRAFT RUNABOUT** by Kurtis Sellen
- **Dumas kit, mahogany**
- **1½"=1' 1:8, under construction**

His turn having finally arrived, Jon Sanford shared a recent find from a hobby manufacturer in England named, confusingly, Hobby’s. This company produces kits of various kinds made only of matchsticks. The kits come with instructions, part templates, matchsticks, and glue.



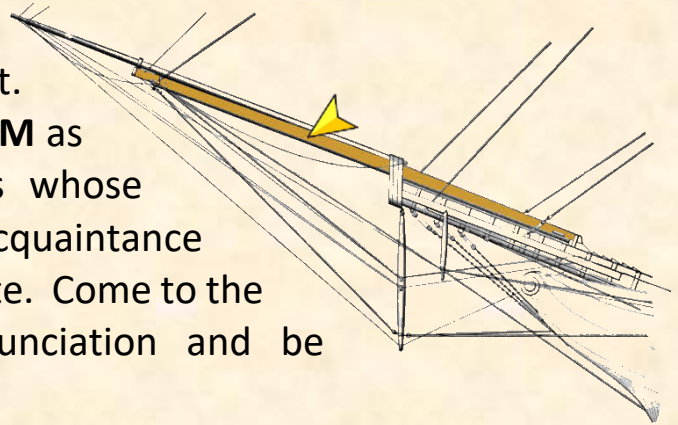
⚓ Flotsam and Jetsam

“Did I ever tell you the one about the three sailors..”

Jay MacMaster, master modeler

Soundings – pronouncing nautical terms

This month’s bit of terminology is the spar that is affixed atop the bowsprit. Please join me in welcoming the **JIB BOOM** as the first in a series of nautical items whose pronunciations can surprise one at first acquaintance and even become a matter of some debate. Come to the next meeting armed with *your* pronunciation and be prepared to spar.



Reads like: **jib boom** (two words, accent on first)

Pronounced: **juh•boom** (one word, two syllables, accent on second)

Museum Model Shop – utilize, support, volunteer



All Guild Members are welcome to work in the Museum Model Shop aboard the BERKELEY. Besides having five dedicated work stations, the Model Shop is also the home to the Guild’s model shipcrafting library, tools, and a large inventory of building supplies. By volunteering time in the Model Shop our presence benefits the MMSD by affording their patrons the opportunity to see our craft in action and up close. Contact Model Shop Chair [Jon Sanford](#) for more information on how you can participate.

Around the Scuttlebutt – latest Guild news



Tom Hairston reports that he has made 580 hulls for this year’s supply of give-away Mini-STAR kits. The bulk of these kits will be delivered to the Guild’s Fair Booth while about 100 will be kept back for use at the Museum Model Shop.



Tom will be requesting volunteers in the very near future to help assemble the Mini-STAR kit packages.





Each Mini-STAR kit package consists of a Guild business card, the model parts, and the instructions, which has a QR (quick response) code that can be scanned by phone camera and directs the user to our website for additional information for new modelers. The packages destined for the Fair will also have a children’s discount coupon to the MMSD.




The San Diego County Fair Volunteer Form is now being circulated during Guild Meetings. There are 70 volunteer shifts spread over 22 working days: sign up to secure your shifts as soon as possible. Each volunteer receives two Fair tickets and a parking pass per shift.

58 of 70 volunteer shifts have so far been filled.

note date change

On The Horizon



Apr 3 	6pm	Officer’s Meeting	online
Apr 9	6pm	Guild Meeting	BERKELEY
Apr 30	8pm	SDCF model entry (deadline)	online submission
May 11	10am	SDCF Guild booth (set-up)	Del Mar Fairgrounds
May 7	6pm	Officer’s Meeting	online
May 14	6pm	Guild Meeting	BERKELEY
May 21	noon	SDCF model entry (drop-off)	Del Mar Fairgrounds
June 4	6pm	Officer’s Meeting	online
June 11	6pm	Guild Meeting	BERKELEY
June 12 - July 7	11am - 6pm	San Diego County Fair (booth volunteering) 	Del Mar Fairgrounds Design in Wood
July 2	6pm	Officer’s Meeting	online
July 9	noon	SDCF model entry (pick-up)	Del Mar Fairgrounds
July 9	6pm	Guild Meeting	BERKELEY
July 10	10am	SDCF Guild booth (take-down)	Del Mar Fairgrounds
Aug 6	6pm	Officer’s Meeting	online
Aug 13	6pm	Guild Meeting	BERKELEY
Sept 3	6pm	Officer’s Meeting	online
Sept 10	6pm	Guild Meeting	BERKELEY

How did you come to call San Diego home?

I was raised in Wisconsin and joined the Marines in 1986, stationed at Camp Pendleton. I really enjoyed San Diego and never left.

Tell us a bit about your life/career path.

After settling here, I pursued a degree in Mechanical Engineering at SDSU. I met and married my wife and we now have two kids. Since graduating, I have worked for the US Navy as a civilian aircraft engineer. I am edging closer to retirement with mixed emotions, but I would definitely be able put more free time to good use.



How did you come to the Guild?

I have been "working" on my wooden Constructo 1:58 scale [PRINCE DE NEUFCHATEL](#) since around 2001. There was very little progress in those first two years, and many mistakes, and I eventually put the her away, and in ordinary she sat. After watching a *Pirates of the Carribean* moviefest with my kids in late 2022 I decided to dust off PRINCE, committed to finishing the project I had started so long ago. I joined [Model Ship World](#) in search of help, and there I met the Guild's very own Chuck Seiler! He was kind enough to invite me to a Guild meeting and I joined on the spot. It didn't hurt that my first meeting was a pizza party.


Do you recall your first model?

When I was 8 years old I built the German battleship TIRPITZ in 1:700 scale. I played with it a bit, but she finally met her demise thanks to some lighter fluid and Black Cat firecrackers, as was befitting an Axis ship at the time. Another formative model came one Christmas when I was 10 years old: I received a CVA(N)-65 USS ENTERPRISE with the beehive-shaped phased radar array and an airwing complement of F-4s, A-4s and others. In 1:350 scale, it was huge to my 10-year-old brain. I built her without paint and added all the decals, but the fabulous part was the airwing: which I *did* paint in metallic orange with light blue canopies. Just awesome!



Of the models you've made, which is your favorite?

My 1:720 scale Italeri kit of [CVN-71 THEODORE ROOSEVELT](#) from the Persian Gulf circa 2015 is my favorite. There was lots of research and scratch building required in order to



modernize the kit, and the airwing is almost like a model in and of itself. The PRINCE DE NEUFCHATEL is my first ship made of wood and will likely be my

favorite when she is complete, as I am enjoying the creative process of compelling wood to take the desired forms.

Describe another avocation you enjoy.

I have been collecting HO scale Milwaukee Road trains and rolling stock over the



decades that remind me of growing up in the Midwest. I have recently started putting together a small layout, and have been converting the locomotives to digital



control with sound: bells, whistles, horns and more. It is a very impressive and fun technology.



NEWSletter Editor

A note from the Editor: I chose Steve for our first “Roll Call” profile because his journey with the PRINCE (or as he refers to it “the PdN”) has become *our* journey as well: since his first meeting Steve has been updating us with his progress (and failures), seeking advice and sharing his successes. This is *precisely* what our Guild is all about.

The plan is for “Roll Call” to be a regular feature that appears every other month.

Keep a weather eye, mate, *your turn is coming.*

Special Election *by the Officers of the Guild*




The following Members have been nominated for “Life Member Award” status:

⚓ Robert Hewitt

⚓ Howard Griffus

Per Guild [Bylaws](#) (Section 2.6.2) such nominations must be unanimously approved by voting Officers. Having met that requirement, the nominations must then be published in the Newsletter for consideration by Members. The Bylaws (Section 2.6.4) further state that “A person who has been designated a Life Member will no longer be required to pay any annual dues or fees. The designation shall remain in effect for the life of the Member.”

Your ballot and/or vote may be submitted to the Log Keeper by mail, [email](#), phone, or in person at the April 9th, 2024 Meeting.

 OFFICIAL BALLOT		
Nominee	AYE	NAY
Robert Hewitt		
Howard Griffus		

Resources

Model shipcrafting resources originally compiled by Guild Member and master modeler Mike Lonnecker. New resources are highlighted in light red and local resources are highlighted in light green. This list appears periodically in the Newsletter. Forward resource [suggestions](#) for addition to the list.

Company	Source For	Notes
MODEL SHIP WORLD	forums, build logs, tips, info	modeling club (very informative)
MODEL WARSHIPS	forums, build logs	for the plastic ship modeler
NAUTICAL MIND	nautical books	some European books
NAUTICAL RESEARCH GUILD	quarterly magazine	modeling research group (excellent)
SEAWATCH BOOKS	modeling books	books geared to the model builder
WOODEN SHIP MODELING	photos, videos, tips	tips for building models

Company	Source For	Notes
123 STITCH	sewing supplies	DMC cotton thread for rigging
ADMIRALTY MODELS	plans, photoetch, kits	by David Antsherl, Greg Herbert limited product line (excellent quality)
AGES OF SAIL	kits, parts	complete line of Amati kits
BLICK ART MATERIALS	wood, glue, paint, paper, stock	art materials 1844 India St, San Diego CA
BLUEJACKET SHIP CRAFTERS	kits, parts	(good quality)
BYRNES MODEL MACHINES	table saws, disk sanders	(the best)
CARVING ORNAMENTATION	carving tutorial	techniques, tools, materials for use in carvings for ship models
CINCINNATI SURGICAL	Swann-Morton blades, handles, hobby blades	surgical supplies (good selection)
CRAWFORD TOOL	screwdrivers, hex drivers	Wiha, Bondhus, Knipex tools
DEDECO	rotary tools, burrs, stones, cutoff wheels	cutting tools (big selection)
ePLASTICS	plexiglass, display cases, dustcovers	plastic supplies (formerly RIDOUT) 5535 Ruffin Rd, San Diego CA
ESSLINGER	jewelry tools, parts	watchmaker
FOREDOM	rotary tools, handpieces, accessories	flexible shaft tools
FORSTER PRODUCTS	Swiv-O-Ling vise	gunsmithing tools
GESSWEIN	hand tools, drills, burrs, finishing materials	jewelry supplies (high quality)
GRS	supplies, ring clamp system, vises, gravers, engraving tools	jewelry tools
GYROS	cutting tools, disks, saws, sanding disks/drums	for use in rotary style machines (wide selection)
HOBBYLINC	cars, plane, ship kits, paints, supplies	online hobby shop
J I MORRIS	miniature fasteners	specialty hardware

Company	Source For	Notes
<u>JAPAN WOODWORKER</u>	hand tools, chisels, gouges, hand planes, accessories, sharpening stones	woodworking tools
<u>LEE VALLEY</u>	hand tools, power tools, small planes, sharpening systems	woodworking tools (high quality)
<u>LITTLE MACHINE SHOP</u>	lathes, mills, tooling, parts	benchtop machinist tools (high quality) (good prices)
<u>LOYALHANNA DOCKYARD</u>	kits, parts	mostly steel navy
<u>LUMBERYARD</u>	kits, wood, cannons	wood kits for Hahn-style scratch builds great cannon kits in ¼" and other scales
<u>MARSHALL'S HARDWARE</u>	hardware	general hardware 8423 Production Ave, San Diego CA
<u>MICRO-MARK</u>	modeling tools, hand tools, machine tools	mostly from China (large selection) (medium quality)
<u>MINI TAPS</u>	mini taps, dies, fasteners	specialty hardware
<u>MODEL MOTORCARS</u>	model size nuts, bolts	motorcar kits site with miniature hardware
<u>MODEL-EXPO</u>	kits, parts, tools	imported tools (large selection) (medium to poor quality)
<u>OTTO FREI</u>	jewelry tools, GRS BenchMate, vises, Woolf tools, Freedom tools	good prices
<u>PRECISION SCALE MODEL ENGINEERING</u>	parts, materials, tools	huge selection
<u>PROXXON</u>	power hand tools, machine tools	specialty modeling tools (big selection) some machines used to be Preac
<u>RIO GRANDE</u>	jewelry supplies, files, pliers	Swiss, German, USA made (high quality)
<u>ROCKLER</u>	hand tools, power tools, wood, finishing	woodworking supplies 8199 Clairemont Mesa Blvd, San Diego CA
<u>SHERLINE MACHINES</u>	table top lathes, mills, accessories	woodworking machines (good quality) excellent variety of accessories 3235 Executive Ridge, Vista CA
<u>SILVER SUPPLIES</u>	silver solder	jewelry supplies
<u>SWANN-MORTON</u>	scalpels, blades	(the best)
<u>TAIG LATHE</u>	table top lathes, mills, accessories	uses Sherline accessories similar in size to Sherline but more robust (excellent quality)
<u>TH&H</u>	domestic wood, trim, finishing	wood supplies 8849 Complex Dr, San Diego
<u>TRAVERS</u>	drills, end mills	machine shop tools
<u>UMM-USA</u>	kits, tools, accessories, detailing	hobby shop cars, aircraft, armor, ships, subs
<u>UTOPIA TOOLS</u>	jewelry tools, hobby supplies	wide range
<u>WELD FABULOUS</u>	Smith little torch	welding supplies
<u>WOOD DATABASE</u>	wood information, color, hardness	wood compendium



Alex Roel

San Diego Bay, November 14 2023, 5:12pm

Thanks to our sponsor, the Maritime Museum of San Diego, the San Diego Ship Modelers Guild is fortunate to call not only San Diego Bay our home, but also the steam ferry BERKELEY, part of the Museum's fleet tied up on San Diego's Embarcadero.



The Bitter End

Mission Statement



The [San Diego Ship Modelers Guild](#) is dedicated to the preservation and enhancement of the craft of building scale ship models and to providing a forum for the exchange of ideas, information, skills, and techniques.

Maritime Museum of San Diego



The Guild encourages all Members to join and maintain an annual membership in the [Maritime Museum of San Diego](#). As our sponsor, the MMSD provides the Guild space aboard the steam ferry BERKELEY to hold monthly meetings; allows us to work in, store supplies, and maintain the Museum Model Shop; and annually awards Guild entrants ribbons and cash prizes for the Design In Wood competition at the San Diego County Fair.

Nautical Research Guild



The Guild also encourages all Members to join and maintain an annual membership in the [Nautical Research Guild](#). As a chartered Chapter Club, the NRG accords certain benefits, privileges, and protections to our Guild.

Piracy in Model Shipcrafting

Although there is no single, agreed-upon definition of what constitutes "piracy", the use of another's intellectual or physical property without recompense is the basis for any working definition. Unfortunately, this is an issue that affects our craft: be scrupulous and avoid purchasing pirated kits or materials.



Our Founders

The Guild was founded in 1971 by Bob Wright and Russ Merrill in collaboration with Ken Reynard, Captain of the barque STAR OF INDIA.