



May 2023

NEWSLETTER

VOL. 51, NO. V

**GUILD OFFICERS**

**Guild Master**

[John Walsh](#)

guildmaster@  
sdshipmodelersguild.org

**First Mate**

[Tom Hairston](#)

firstmate@  
sdshipmodelersguild.org

**Purser**

[Jon Sanford](#)

purser@  
sdshipmodelersguild.org

**Newsletter Editor**

[Karl Zingheim](#)

/redacted/

**Log Keeper**

[Isaac Wills](#)

logkeeper@  
sdshipmodelersguild.org

**COMMITTEE CHAIRS**

**Web Master**

[Alex Roel](#)

webmaster@  
sdshipmodelersguild.org

**Presentations**

[Karl Zingheim](#)

presentations@  
sdshipmodelersguild.org

**Model Shop**

[Jon Sanford](#)

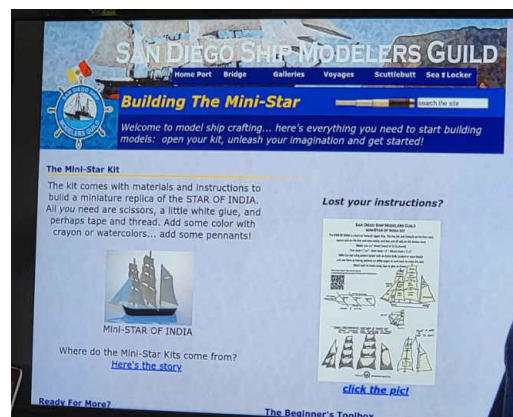
modelshop@  
sdshipmodelersguild.org

**Spring Has Sprung!**



The pleasant vernal setting of April welcomed Guild members **Paco Arenosa, Art Arroyo, Don Bienvenue, Robert Camp, Frank Dengler, Don Dressel, Zander Fettel, Tom Hairston, Guy Lawrie, Mike Lonnecker, Jay McMaster, James Pitt, Alex Roel, Jon Sanford, Chuck Seiler, Chris Sullivan, John Walsh, Isaac Wills, Dave Yotter, Doug Yumoto,** and Powder Monkey **Karl Zingheim**. Newly -elected Guild Master John Walsh kicked off the session with a discussion on participation in the upcoming County Fair. John Sanford related that there are still ten spots remaining to help staff the booth for the duration of the Fair.

Tom Hairston completed 595 Mini-Star kit hulls, and Guy Lawrie is heading up the provision of mast sets. Some 600 sets of printed instructions, complete with a QR code have been printed!



The San Diego Ship Modelers Guild is affiliated with and supports the Maritime Museum of San Diego  
1492 N. Harbor Drive, San Diego, CA 92101



James Pitt presented two sample versions of ballcaps with the Guild logo to complete our ensembles! In a long-awaited development, a 50-inch projector screen has been ordered, just in time for Paco Arenosa's special presentation next month! Thanks to Alex Roel's dedicated research, the actual inaugural month of our favorite Guild chapter was in September, which now firmly sets our anniversary celebrations after the summer tourism season. This is good news regarding parking for all of our celebrants. Isaac Wills is assembling a power point presentation on scratchbuilding techniques, which will also tap the experience of our talented members. The Museum's model shop features a library of "how to" works, and Librarian Kevin Sheehan has custody of many model plans that are available for any Museum member.



## From the Quarterdeck by the Guild Master

Ahoy, guild mates!

As I write these words to you all, my father is (after fifteen years of retirement) finally taking his childhood model trains down from the rafters and getting ready to work on them. Long before Bob Duncan and you all welcomed me into the world of ship model building, I was reading and rereading my dad's copy of *Greenberg's Operating and Repair Manual for Lionel Trains* until the pages literally started to fall out—always in anticipation of this day. So imagine my shock when my father mentioned that he was reading the copy of Greenberg's manual that he thought *I had left him* to figure out where to start his restoration work!

Why am I relaying this story about toy trains to a ship modelers guild? Because I think it serves as a great reminder of the

importance of nurturing passion. What seemed like such a small gesture to my father—letting his kid borrow a book from his office library shelf one day three decades ago—was in fact a pot of fertile soil in which I could plant my budding interest. How I love that he is now getting to enjoy the fruit of the tree he himself helped to grow.

We may never know the full effect we will have on those we interact with: The kid who shyly accepts a Mini-Star Kit at the County Fair. The retiree who stops by to chat at the Model Shop. The family that Guy Lawrie shows off his San Salvador model to at Torrey Pines. The person who thinks he couldn't possibly build one of these things, but Bob Duncan helps him pick out a beginner's kit anyway. Any one of them could end up falling in love with this hobby and maybe even one day be asked to lead our guild. It's happened at least once, because here I am, proof of it. Who might be next?

So, during the upcoming May meeting, I am asking you all to bring in *your* defining book for ship modeling. The one you have referenced countless times. The one you absorbed all the details from. The one that's falling apart from love. The one you'd hand to the kid who wants to dive deep into the hobby after you, even if all the details are still woefully over their head. Just like the tools you brought to the April meeting, we will be featuring your choices in future newsletters.

Speaking of the monthly meeting, May's will also be the last time you can sign up for the guild booth at the County Fair. We still have ten slots available—let's fill them all! It's an amazing opportunity to connect with our community, and maybe even inspire a new shipwright. Again, you never know the profound effect your presence there might have.


I'll see you all on the upper deck of the Berkeley on Tuesday, May 9, at 6:00 p.m. sharp—and don't forget to bring that well-loved reference book!

Fair winds and following seas,

John Walsh



## The SDSMG Makes a Double Donation



At April's meeting, **Paco Arenosa** generously presented a rare book to the Guild, which was then donated to the San Diego Maritime Museum Library. Librarian Kevin Sheehan is shown happily accepting both the volume and a check from the Guild.

## The Sky's the Limit for Isaac!



Our new Log Keeper Isaac Wills is shown ascending the ratlines aboard the *Californian* during the recent Schooner Regatta held off Point Loma. Photo courtesy of Alex Roel.

## Meet “Grizz”!



A special guest at our meeting was “Grizz,” the self-described chief engineer, chief mate, and chief “everything” for the visiting gaff schooner *American Pride*, a key component of the Children’s Maritime Institute of Los Angeles which serves under privileged youth by introducing them to the sea. Grizz is entering the ship modeling hobby and has three ships to start: teh clipper *Flying Fish*, the frigate *Confederacy*, and a xebec. Nice to meet you, Grizz, and good luck on your new passion!

# *The Cool Tool of the Month*



Our new feature is a select tool favored by our members in crafting their models. This month's highlight is actually a set of simple, but effective, tools **Paco Arenosa** recommends: a set of fine cutting and carving blades, a file collection, and ordinary clamp clothespins that can compress without crushing. Thank you, Paco!

## *From the Web Master*

*by Alex Roel*

I'm taking a deep breath or two after having scanned, redacted, and uploaded nearly fifty years' worth of Guild Newsletters [breath here] [and here].

Along the way, I've stumbled across some flotsam and jetsam<sup>1</sup> from the Guild's bygone years:

- the Guild used to regularly hold regattas on the Model Yacht Pond in Mission Bay featuring both radio control (R/C) and static (scale) models
- although founded in 1971, the Guild's first Newsletter was not published until nearly six years later in May 1977
- for many years the Newsletter focused more on "Models present" rather than Members present
- capping the total number of Members was once considered due to the large Member roster causing meeting space limitations
- the shared regattas were split in 1979 into separate Spring static and Fall R/C regattas
- in February 1981 the gavel came down and smoking at meetings was prohibited
- our Guild Master won an Emmy award in August 1984
- the Guild underwent major upheaval in 1992 that led to the static (scale) and radio control (R/C) modelers parting ways
- the Guild has had several notable female Members, including three Life Members, two Newsletter Editors and a Guild Master
- in April 1999 a Guild Member barely survived an unprovoked knife attack while awaiting his wife in a hospital waiting room
- the Newsletter went digital in September 2004, and the final paper-format issue was mailed in March 2022
- *the Newsletter has never had a "name"*

---

<sup>1</sup> Flotsam is defined as debris in the water that was not deliberately thrown overboard, often as a result from a shipwreck or accident. Jetsam describes debris that was deliberately thrown overboard by a crew of a ship in distress, most often to lighten the ship's load.



Think you've been to a bad Guild Meeting? As a final newsworthy item I offer what surely must be the least inspiring opening lines of any Newsletter (from October 2011):

*"[Guild Master] opened the meeting. There were no guests or new members. There was no purser's report. Dr. Sheehan was not present to give his report. The newsletter editor was not present. For any communication, please contact her. [Guild Member] passed away..."*

As I was inventorying (yes, that's a word) the back-issues of our Newsletter, I found that we are only missing 23 of the 539 issues published to date. That's a remarkably low 5%, and many thanks must go to Fred Fraas whose donated collection comprised the bulk of the paper-format era, and Chuck Seiler who had likewise saved almost all of the digital-format era Newsletters. I'd also like to thank Doug Yumoto who recently surveyed the Archive and supplied several issues, bringing the number of missing issues down to our elusive 23.

[Check out the "completed" Archive](#)

Well, I say "completed" but it *would* be nice to locate those missing issues:

Volume	Issue	Month	Year
2	9	DEC	1978
3	1	JAN	1979
4	10	OCT	1980
5	1	JAN	1981
7	9	SEP	1983
8	5	MAY	1984
9	3	MAR	1985
26	6	JUN	2002
32	3	MAR	2008 *
32	4	APR	2008 *
33	1	JAN	2009 *
33	4	APR	2009 *

Volume	Issue	Month	Year
33	5	MAY	2009 *
33	6	JUN	2009 *
33	7	JUL	2009 *
33	8	AUG	2009 *
33	11	NOV	2009 *
34	11	NOV	2010 *
35	9	SEP	2011 *
36	5	MAY	2012 *
36	9	SEP	2012 *
37	2	FEB	2013 *
37	5	MAY	2013 *

\* paper or digital version (all others paper version)

Check your garages, your laptops or anywhere else you may have stored past Newsletters and [contact me](#) with the good news.

**Fans Mike Lonnecker and Chuck Seiler like to come early to get the good seats.**



**James Pitt describes lacing a finger bridge with the new-fangled invisible thread.**



**Alex Roel listens to Art Arroyo describe how to churn butter Amish-style, while Paco Arenosa looks online to rebut.**

**“Do these come in pet sizes as well?”**



**Chuck Seiler shows what happens if super glue gets on your thumbs.**



**The meeting must go on, even if a model occasionally explodes in flames...**


**“There’s nothing to see here, move on, please!”**



“You mean, they *do* come in pet sizes after all?”



# This Month's SDSMG Crossword



**Across**


- 1. Cat 3 storm in 2004
- 5. New Orleans hurricane
- 11. Lowest USDA grade
- 13. Vietnamese province
- 15. Royal Navy base \_\_\_\_ Flow
- 16. Nazi brownshirt org
- 17. Ending
- 18. Vol. State
- 19. Safety product co.
- 21. Female gangland leader
- 22. Lexus elec car
- 23. UK model RR gauge
- 24. Pot hardener
- 25. Chocolatier
- 26. 40th Pres.
- 27. Lemony Snicket antagonist
- 28. Pointy tool

- 29. 1900 hurricane site
- 32. Lubricant retainers
- 34. Vulcan philosophy
- 37. Portable bed
- 38. Girl's name in Australia
- 39. 1962 Cat 5 storm
- 40. River City issue
- 42. Popular med drama
- 43. Vietnam-era prep check
- 44. *Dagnet's* Jack
- 45. Actor \_\_\_\_ Elliot
- 46. Samoa 2005 storm
- 48. NASA mgmt. office
- 49. Liner \_\_\_\_ *de France*
- 50. Adverb maker
- 51. Cat 3 in 2005
- 52. Vital #

**Down**

- 1. Space sta.
- 2. Graphic category
- 3. Actor \_\_\_\_ Arkin
- 4. Teleproduction co.
- 5. A-bomb yield
- 6. TN elec. Co.
- 7. Smaller IJN sub prefix
- 8. South American empire
- 9. Sino car manf.
- 10. Strong Florida storm in '92
- 12. 1969 storm
- 14. Storm of 1954
- 16. Puerto Rico storm of 1928
- 20. Russian cruiser class
- 21. Ship structure stepped
- 23. Yummy cookie
- 24. Video vocalist
- 25. Big Apple's Frankenstorm
- 29. 1985 storm
- 30. Vapor vessel (abbrev)
- 31. Trendy clothing co.
- 33. TV sitcom in 2000's
- 35. Values
- 36. Cat 3 in 1974
- 38. Halsey's bane in '44
- 39. Cigarette brand
- 41. Life coda
- 44. Won ton soup type
- 45. Bro sibling
- 47. Cold War frigate desig

## Last Month's Puzzle



# BUILD LOG: HELLER AMERIGO VESPUCCI

## BY DON BIENVENUE

Don's ongoing build of the Heller plastic kit *Amerigo Vespucci* is still in the rigging stage. Be sure to check subsequent issues for more.







## Show & Tell

Don Dressel brought in his original attempt at carving a figurehead for his frigate *Roebuck* project. Made from boxwood with a toothpick spear, the carving was too large for the model, so Don turned it into an *objet d'art* instead!








**Guy Lawrie's latest project is a scratchbuild of the *San Salvador*, a vessel with strong ties to San Diego's history. Since Guy is a docent at Torrey Pines State Park, having the model in hand as he describes how the site got its original name from the crew in the 16th century is powerful a storytelling device. With advice from Tom Hairston, Jon Sanford, and James Pitt to guide him, Guy hopes to have this novel companion ready in time for the summer tourist season!**



Chuck Seiler presented his start of a kit from Ships of Pavel Nifkin, a very small operation out of Ukraine. A laser cut full plank-on-frame model of Captain John Smith's shallop in 1:64 scale, it may be ready in time for Chuck to show at the Fair. As demonstrated, after filing off the laser char, the futtocks are held by a jig (without gluing the jig to the parts!) then flooring is installed atop the futtocks. Chuck foresees that the fore and aft frames will take more care to assemble.

We'll have more on not only this build, but on the historic early colonial vessel it depicts!





Karl Zingheim brought in the third of a series of scenes from the Pearl Harbor attack. This one depicts the detonation of the battleship *Arizona*, using the 1:200 Trumpeter kit with a scratchbuilt repair ship *Vestal* alongside. After researching how the battleship's explosion progressed, mainly through viewings of the Haakinson film, Karl resorted to a custom light rig, textured wax paper, and poly fibre cotton to produce the blast and smoke effects.

