



January 2023

NEWSLETTER

VOLUME 51, NO. I

GUILD OFFICERS

Guild Master

[Guy Lawrie](#)

guildmaster@
sdshipmodelersguild.org

First Mate

[Tom Hairston](#)

firstmate@
sdshipmodelersguild.org

Purser

[Jon Sanford](#)

purser@
sdshipmodelersguild.org

Newsletter Editor

[Karl Zingheim](#)

<redacted>

Log Keeper

[Doug Yumoto](#)

logkeeper@
sdshipmodelersguild.org

COMMITTEE CHAIRS

Web Master

[Alex Roel](#)

webmaster@
sdshipmodelersguild.org

Presentations

[Karl Zingheim](#)

presentations@
sdshipmodelersguild.org

Model Shop

[Jon Sanford](#)

modelshop@
sdshipmodelersguild.org

SDSMG Welcomes the Yuletide



The Holiday session saw a robust turnout of classic Guild members **Paco Arenosa, Art Arroyo, Don Bienvenue, Tom Hairston, Guy Lawrie, Jay McMaster, Alex Roel, Jon Sanford, Gary Seaton, Chris Sullivan, John Walsh, Doug Ward, Isaac Wills, Doug Yumoto,** and Powder Monkey **Karl Zingheim**. Veteran member **Mike Hite** stepped aboard after a lengthy absence as well! Gracing the *Berkeley* that evening were Jon's wife Mary Ann, Gary's wife Dianne, Chris' wife Kelly, Doug Ward's wife Kim, and Doug Yumoto's wife Sema. We also piped aboard new member **Alexander Fettel** to round out the year. Guildmaster Guy reviewed the year and announced the purchase of a new photo stand to support Chris' shutterbug antics. Guy also emphasized promoting more presentations over the next year. The County Fair is also a major upcoming event, and Guy called for more Guild participation next summer. Jon then circulated a mystery grab bag of what turned out to be miniature warship recognition models! Afterwards the session moved directly to the Oar Decoration Contest (q.v.).



The San Diego Ship Modelers Guild is affiliated with and supports the
Maritime Museum of San Diego
1492 N. Harbor Drive, San Diego, CA 92101



From the Quarterdeck by the Guild Master

Greetings, Guild! Happy New Year to all! 2022 left us with a fine Guild meeting in December and it is time to get 2023 underway. Guild dues are due in January, so please send your offerings to Purser Jon or bring your dues to the January meeting. New members who joined in 2022 are exempt from 2023 dues. If unable to render payment in person, please contact Purser Jon at the email link listed on page one. Make your checks out to **SDSMG**. Also, the Guild elects its officers in the first quarter, so any who wish to serve their fellow Guild members and the ship crafting hobby, please contact any Guild officer (*except* the Powder Monkey) to secure your nomination beforehand, or announce your candidacy at an upcoming meeting.



The Guild meets again on Tuesday, January 10, so bring a project (like Tom Hairston's repair of the *Charles W. Morgan*, below), either completed or underway, for Show & Tell, along with any hints and challenges for your fellow builders! Plan on joining the fun at 6:00 pm for social time with your fellow ship modelers aboard the *Berkeley* at the San Diego Maritime Museum. Remember, a day without sunshine is night, and it is dark and chilly with



the winter weather upon us, so dress to kill—uh, for chill!

Be well in calm seas with a fair wind,

Guy Lawrie

DUES'RE DUE, DUDE



It's a new year, so that means it's time to fork it over to Jon Sanford, our Purser, to keep the lights on and the coffee flowing each month. Please bring your payment to Jon in person at the January meeting, or if you can't bear that, then please contact Jon to get his mailing address. Checks should be made out to "SDSMG." New members who were shanghaied (that is, signed on) over the course of the previous year will have to wait another year to give Jon his pound of flesh. The amount is **\$20 U.S.** Remember, "it's not the cost of belonging, it's the price you paid to be eligible."



Oar Contest Winners



After weeks of speculation and mounting excitement, the results of the first annual SDSMG miniature oar decorating contest were announced. As shown above, the ten entries all exhibited creative panache and made the evaluation of the awardee's efforts a harrowing effort. Nevertheless, the names of the winners were kept inside a mayonnaise jar on Funk&Wagnel's front porch until the night of the meeting. The following pages display the winners in ascending order, including a "special award." Keep in mind that should the first place winner be unable to carry out the duties expected of the "Best Oar," then the first runner up (second place?) recipient will take his place.

Oar Contest Winners



Tying off at Third Place is our own staff photographer, **Chris Sullivan**, who adapted his naval training in producing traditional “fancywork” rope work with tiny Turk’s heads and other intricate weaves along the oar shaft. The blade displays a set of genuine nautical knots, employing thread to replicate nautical line. Talk about “small stuff”!

Oar Contest Winners



Our own webmaster **Alex Roel** opted to turn his oar into a base to support a truly tiny admiralty model of a tall ship on the blade. The model sports open ribbing below the waterline, as well as a full length spar deck, and masts and yards. The detail is worthy of a scene from Gulliver's Travels!

Oar Contest Winners



Taking the blue ribbon is our favorite newly-graduated naval architect, **Isaac Wills**, who can't get enough out of original boat design. In this case, Isaac employed his oar as a jib boom for his mostly two-dimensional representation of a gaff rigged cutter. Talk about creativity!

Aurora Walsh Takes Special Award



Finally, our special award goes to **John Walsh** and his daughter **Aurora** for their stunning combined Bill Blass and Vera Wang creation (actually, they painted a unique design on either side of their oar). The colorful result is a delight to behold, no matter which way the oar is held. Happy early Christmas, Aurora and Jon!

Good Contestants are Worth Repeating





Staff photographer Chris Sullivan has the lens trained on him for once as he sets up a perfect shot of Doug Ward's *Mayflower*.



“Honest, officer, he was right here a second ago!”

**First Mate Tom Hairston shows he’s
never caught off guard.**





Don Bienvenue takes the mic to describe the very kit that is the subject of his ongoing build log, the *Amerigo Vespucci*.




Doug Ward proudly presents his build of the *Mayflower*. See below for more information.



Mike Hite shows one of his favorite antique store finds, a paddle steamer from a defunct company while Jay McMaster protects his flank from any prevarications from the Powder Monkey. Mike is currently working on a kit of the HMS *Beagle* of Charles Darwin fame.

This Month's SDSMG Crossword



Across

- 1. Stormy Shakespeare title
- 6. Gust in Warsaw
- 10. Leader in water gardens
- 11. UK plane designer
- 12. "where" to Francoise.
- 13. "ou" to Nigel
- 15. SciFi movie spoofer show
- 16. Woodwind
- 18. Heroic captain of *Glowworm*
- 20. Kanto breeze
- 22. Lupus (abbrev.)
- 23. Hawaiian rain god
- 24. Umm's partner
- 26. To turn downwind

Down

- 1. God of thunder
- 2. Port Moresby attack op.
- 3. Cold air in Argentina
- 4. Essential nature
- 5. Current direction
- 6. Gust in Bahrain
- 7. Sky horse
- 8. Compass dir.
- 9. Tasty food reaction
- 11. Big island in SE Asia
- 14. Flower in binnacle "
- 17. Jewish name
- 19. Spanish tennis star
- 20. Korean singer
- 21. How cowboy describes his job
- 23. Latitude (abbrev.)
- 25. Mezo-American storm god
- 26. Aleutian blow
- 30. 55 to Tiberius
- 31. Without (abbrev.)
- 33. Zippy breeze
- 34. 52 to Brutus
- 34. Brassy woodwind (slang)
- 36. Drug capsule filler device
- 37. No wind spot
- 39. Near
- 40. Curry dish
- 42. Prefix for a corner of Asia
- 46. noble gas on periodic table
- 48. 3rd cola brand (abbrev.)
- 49. SD's neighbors to the north

Last Month's Puzzle



BUILD LOG: HELLER AMERIGO VESPUCCI

BY DON BIENVENUE

In this fourth installment on Don's build log, the deck is largely fitted out and he turns to completing the masts and yards prior to stepping and rigging.



BUILD LOG (CONTINUED)




Don has now installed the deck furnishing sub assemblies as well as the assortment of ship's boats. The *Amerigo's* deck is remarkably crowded for a sail vessel.





Looking aft on the main deck. Note how the special flare of the lower portions of the ladderways connecting the quarterdeck, an unusual feature for ships.

BUILD LOG (CONTINUED)



Don shifts over to the masts and spars. Since the material is plastic, the fine taper and spindly thinness of the yardarms may look accurate for scale, but they may prove troublesome in bending under the strain of tensioned rigging later. Having the final rig pull in opposite directions will be a must for these parts.

BUILD LOG (CONTINUED)



The masts are stepped, though the foremast is awaiting its spars.


Show & Tell

As shown in previous newsletter editions, Don Bienvenue is steadily progressing on his Heller 1:150 kit of the Italian tall ship *Amerigo Vespucci*. A large subject, even at that scale, the kit will eventually build into an imposing model when fully rigged. Don was fortunate to visit the actual vessel, and his photos are proving helpful in adding more detail to the kit.





Master artisan Tom Hairston took on the repair of a Museum display model of the whaler *Charles W. Morgan* that had been badly damaged in an unfortunate accident. As he removed the original rigging and repaired the fittings, Tom compiled more than 11 pages of notes to aid his restoration. The Museum requested tempered glass for the new case, so Tom had to take the model back home to Modesto to get the special order case completed before hauling the model back to its home aboard the *Berkeley*.



Chris Sullivan displayed his nearly finished rendition of the Hasegawa 1:700 kit of the Japanese light cruiser *Tenryu*. Though her design was obsolete by World War II, her torpedo battery still made her a formidable opponent in night actions. Build largely out of the box, with a few additions from Chris' spares box, the cruiser is painted in the "Yokosuka" style of dark gray. Chris employed EasyLine material to start the rigging.





Jay Ward's Model Shipways kit of the famed *Mayflower* is one year along, partly due to the substantial scratchbuilding Doug required to make the project worthy of the original. Aiding Doug in his magnificent effort are a series of photos he took while aboard the replica *Mayflower II*.



In honor of the festive season, Karl Zingheim brought over recent additions to his stash of kits including a 1:35 twin U.S. five-inch 38 gunhouse from the World War II era, an Ocre kit of the Antarctic exploration vessel *Endurance*, and a novel 1:350 kit of a sectional floating drydock by Takom.

