



December 2020 NEWSLETTER VOLUME 48, NO. XII

**GUILD OFFICERS**

**Guild Master**

[Alex Roel](#)  
guildmaster@  
sdshipmodelersguild.org

**First Mate**

**Open Post**  
firstmate@  
sdshipmodelersguild.org

**Purser**

[Jon Sanford](#)  
purser@  
sdshipmodelersguild.org

**Newsletter Editor**

[Guy Lawrie](#)  
newsletter@  
sdshipmodelersguild.org

**Log Keeper**

[Tom Hairston](#)  
logkeeper@  
sdshipmodelersguild.org

**COMMITTEE CHAIRS**

**Web Master**

[Alex Roel](#)  
webmaster@  
sdshipmodelersguild.org

**Presentations**

**Open Post**  
[Frank Dengler](#)  
presentations@  
sdshipmodelersguild.org

**Model Shop**

[Jon Sanford](#)  
modelshop@  
sdshipmodelersguild.org



Poinsettia pictured from the garden of James Pitt

**Have a Joyful Holiday Season, Guild!**

December holds traditions such as the display of Poinsettia with its symbolic meanings of Joy, Hope, and even Purity. In some homes, the “Flame Leaf” is the focus of a legend telling of a miracle when a simple gift of a weed to a baby in a crib burst into a red flower!



**Tom Hairston’s** Gokstad Viking Ship, pictured here, may remind us of Yule celebrations with roots back to the time of the Vikings who would celebrate the Midwinter Solstice with 12-days of feasting. Ahh, a pint of mead or maybe two!

**Whatever your stories and traditions, BE WELL and BE SAFE this season!**

**From The Quarterdeck**

by the Guild Master

This past month saw the Guild resume our regularly scheduled monthly meetings... albeit on a virtual basis.

Ten Members and a guest (Kevin Sheehan of MMSD) connected to convene the Guild’s first virtual meeting. It was uplifting to once again see familiar faces and share our builds, our interests, and remember former Guild Master Ed Torrence.

The Guild is dedicated to maintaining the ties between our Members and will continue to hold meetings virtually until we can once again come together on the *BERKELEY*.

Looking forward to seeing you on December 8<sup>th</sup> at 6pm!

Fair winds and following seas, **Alex Roel**



The San Diego Ship Modelers Guild is affiliated with and supports the Maritime Museum of San Diego  
1492 N. Harbor Drive, San Diego, CA 92101



## 10 November 2020 GUILD VIRTUAL MEETING REPORT

Participate in a virtual meeting and connect with the Guild by sending pictures of your project(s) or anything else you have to share to the Editor at [newsletter@sdshipmodelersguild.org](mailto:newsletter@sdshipmodelersguild.org). The following is a reprint of **Guild Master Alex Roel's** meeting report that was emailed to the Guild on Wed, Nov 11.

All Members –

The Guild held its first virtual meeting last night at our regular meeting date and time; ten Members connected from locations near and far. It was very heart-warming to see familiar faces (several sporting facial hair) after such a long hiatus...

The meeting featured a guest appearance by **Kevin Sheehan** of the Maritime Museum of San Diego bringing us up to date with the status of the MMSD in this challenging environment. Notable was news of the creation of a new model display area on the afterdeck of the *BERKELEY*, pictured on the right, and that the Museum Model Shop is open for Members to work in. **Model Shop Chair Jon Sanford** outlined the large array of donated models, kits, materials and tools that are available to any Member, most of which are free of charge. **Please contact Jon for further information.**



Other topics discussed were the upcoming annual Nautical Research Guild (virtual) meeting this December 12 (thanks, **Mike Lonnecker**) and an HMS *BOUNTY* update from Modesto (**Tom Hairston**) who will be delivering same to the son of former member **Dr. William Brown's** son in Fallbrook this upcoming week. **Dr. Brown's** estate made sizeable donation to the SDSMG and **Tom** tackled finishing *BOUNTY* for the family. More to come in the Newsletter.

**Don Dressler** updated his *ROEBUCK* status from Orange County and **Karl Zingheim** teased us with his plans for a diorama of the "Battle of Jutland". **Karl** also mentioned how he has been able to utilize the pandemic down-time to replenish supplies and further research towards his many builds.

**Don Bienvenue, Gary Seaton**, and myself updated the group on our various "pandemic" builds, a few of which are nearing completion and will soon be featured on our Website's "Build Gallery" pages.

While not quite the same as meeting in person, our first virtual meeting was a welcome respite and a chance to renew friendships and share the joys of our craft.

Our next Meeting is Tuesday, December 8, 6pm... **hope you can join us!**

### December 2020

**NEXT VIRTUAL ONLINE MEETING SCHEDULED FOR 8 DECEMBER AT 6:00 PM!**

**Notice:** An email announcement will be sent with meeting details to the Membership.

**PLAN ON ATTENDING!**

**SHARE A MODEL!**

S	M	T	W	T	F	S
		1	2	3	4	5
6	7	8	9	10	11	12
13	14	15	16	17	18	19
20	21	22	23	24	25	26
27	28	29	30			

**Next Community Build Meeting Scheduled for 12 December, Cancelled.**

**Notice:** The Community Build Leader will email an announcement when meetings resume.

**MERRY CHRISTMAS!**

**Guild Monthly Report continued:**

**Purser's Report:** Purser Jon Sanford reported the following Guild Account activity:

**Beginning Balance on October 14, 2020**                   \$<redacted>  
**Ending Balance on November 12, 2020**               \$<redacted>

**Model Shop Coordinator Jon Sanford**, along with his work on model restorations of which a couple can be seen in the **Show and Tell** section of the newsletter, has continued with a Model Shop clean-up effort to free up space for Guild model builders and make the space more attractive to Museum visitors. Following is a list of recently donated model kits that are available on a first come, first served basis. There is **NO CHARGE** for the kits but it is requested that a donation, large or small, be made to the Museum Shop's donation box. Please email **Jon** at [modelshop@sdshipmodelersguild.org](mailto:modelshop@sdshipmodelersguild.org) to coordinate model pickup. **Note:** Item numbers are shifted to match Jon's master list of kits.

	Name	Type	Company	Scale	Status	Year
3	AMERICA		Marine Model			
4	AMERICA		C.Mamoli			
5	BARQUENTINE	Barq	Ideal-o-Craft	Moulded	Complete	1939
6	BENJAMIN LATHAM		Modelshipways	1/4"=1'	Complete	
7	BLUENOSE		Modelshipways	1=100	Complete	
8	CONSTITUTION	Frigate	Megow	Balsa	Complete	1935
9	DESPATCH #9		Modelshipways			
10	DIESEL TUG	Tugboat	Linberg Plastic		Complete	
11	ENDEAVOUR		Bluejacket			
12	GREAT REPUBLIC	Clipper	Ideal-o-Craft	Moulded	Complete	1938
13	HANNA		Modelshipways			
14	LEXINGTON	Brig	Aeropiocola		Complete	
15	NORSKE LODE		Billings Boats		Partial	
16	PHANTOM		Modelshipways			
17	PILOT BOAT		Sergal			
18	REVENUE CUTTER	Cutter	Ideal-o-Craft	Moulded	Complete	1939
19	ROYAL YACHT, 1661		Modellbau	1=200	Complete	
20	SHIP IN BOTTLE					
21	SLOOP FERRET	Sloop	Sterling	1"=7'	Incomplete	
22	SOVEREIGN of SEAS		Ideal Models		Partial	1937
23	SUSQUEHANA		Imai			
24	USS CONSTITUTION	Frigate	Ideal Models		Partial	1947
25	USS CONSTITUTION	Battleship	Monogram	16"long	Complete	1946
26	WALTERS BOATS		Walters	HO scale	Complete	
27	WE'RE HERE		Bluejacket			
28	ZWARTE ZEE	Fireboat	Billings Boats			

**Presentations and Museum Model of the Month Programs** were suspended over the past months until in-person Guild Meetings are resumed. As a reminder of last month's new feature, **"Home Ports"** will provide a bit of an opportunity to get to know our fellow members outside of the Guild's general meetings and their interests in ship or other modeling crafts. The newsletter editor will be available to visit "Home Ports" to help with photography (the Editor only uses his cell phone camera) and to begin an article. Alternatively, a Guild member can easily create their own "Home Port" and send it to the newsletter editor. Face masks and social distancing protocols will be observed, of course!

## Home Port: "Pitt Stop"

Featured by James Pitt

**James** is a builder whose interests vary widely as any who have noted his contributions to past newsletters would recognize. As a bit of background, **James** served in the U.S. Army as a member of the 524th Military Police Battalion ending his military career in the Criminal Investigation Command. Following his time in the military and returning to the mainland from Hawaii, he nurtured his interest in natural history by studying the Life Sciences at San Diego State University. Also interested in the history of exploration and a tinkerer by nature, **James** found himself building models which eventually led him to ship modeling and the San Diego Ship Modelers Guild.



Upon entering **James'** "Pitt Stop" we might find him working on a project that he is building in collaboration with another Guild Member, **Howard Griffus**. **James** is building a display of a 32-pound carronade and a 12-pound Napoleon cannon. The project is designed to display the functional and proper rigging of the gun stations based on their research and for future reference by Guild members. Wikipedia tells that the short, smoothbore, cast-iron cannon initially came into use by


British merchant ships to protect them against privateers. Produced by the Carron ironworks and first sold as a system with the gun, mounting, and shot all together, "the carronade can be seen as the culmination of a development of naval guns reducing the barrel length and gunpowder charge. The Carron Company was already selling a "new light-constructed" gun, two-thirds of the weight of the standard naval gun and charged with one sixth of the weight of ball in powder before it introduced the carronade, which further halved the gunpowder charge". Compare that to the longer bore Napoleon cannon that **James** is building with a scratch-built carriage with building accuracy extended to even the wheels and wheel pegs.



**Home Port: “Pitt Stop” continued:**



A look around the “Pitt Stop” found tools and supplies aplenty but the eye is drawn to the .50 cal flintlock pistol that **James** built from a kit he found in the family attic. The mounting is unique using stains and varnishes he also found rummaging around the family garage and he tells a humorous story about how the term “half-cocked” came to be!



**James** reports he has up to six projects underway and this last picture of his 1848 Stage Coach shows we can look forward to future updates!

**Thanks for the visit to the Pitt Stop!**

## Show and Tell


Thanks go to those who have contributed their projects to this edition’s *Show and Tell*.

The Case of the Four M’s  --

A (non)Member, a Member, the *MEDEA*, and a Mystery

By Alex Roel (who penned the following article, too!)

Our tale begins with a donation offer from the public, one of a handful the Guild receives annually. It arrived in the form of an email from **Barbara Campbell** of Carlsbad, wondering whether the remainder of her beloved **Alastair’s** unfinished builds might be of interest to the Guild.

**Alastair Campbell**, seen in the picture to the right, a Scotsman by birth and engineer by trade was not a  Member of our Guild (the first “M”). Among his many other talents he was an avid sailor indeed and a ship model craftsman, too!



### The Case of the Four M's continued:



The subjects of **Alastair's** builds were ships of Scottish and English origin, including a scratch-build (now being restored by the Guild's **Jon Sanford**) of the boat he personally served on, the *LOCH BUIE*, the model pictured here. (**Jon's** skill with restoring rigging will bring her back to mint condition!)



I (**Alex**) travelled north to pick up **Barbara's** kind donation, and she graciously showed me around **Alastair's** workshop, builds, artworks and collections. **Barbara** fondly related anecdotes and stories of **Alastair's** passion for shipbuilding, one which he shared with his lifelong friend from Scotland, **Alan Collins**.



The donation comprised two large boxes full of wood, fittings, rigging, brass, sail cloth, and spars. In addition, three models were also donated: the *LOCH BUIE* (18") and, pictured below, two large unfinished hulls. *CUTTY SARK* (36") on the left and an



unidentified sidewheeler hull (32") on the right are meticulously crafted. The lot also contained some of the deck furniture clearly built for the unfinished hulls.



✠ Member **Isaac Wills**, our second "M" and pictured to the right, ended up as the eventual recipient of the two unfinished hulls after I had inventoried the contents and offered the lot to Members of the Guild. **Isaac's** research soon determined that the unidentified hull was a paddle steamer of British origin, possibly the PS *LADY JAYNE*. Following an email exchange with **Alastair's** friend **Alan**, the hull identification took a new turn. An accomplished craftsman in his own right, **Alan** related that he thought he recognized the photo of the unidentified hull as that of PS *WAVERLEY*, built in his native Scotland on the River Clyde.



**The Case of the Four M's continued:**

To finish the discussion about the identification of the paddle steamer **Alex** adds; "chatting with **Isaac**, he's as sure the paddle steamer is the *Lady Jayne* as **Alan** is sure it's the *Waverley*. I'm sure they'll figure it out between them!"

So, one thing leads to another, and, in a casual aside, **Alan** mentioned that on a visit to San Diego, he and **Alastair** had taken many measurements and photos of another Scottish vessel of interest to them: **SV MEDEA**, the third "M" and a familiar member of the Maritime Museum of San Diego's fleet. **Alan** kindly sent photos of his beautiful build resulting from that visit.



Also built on the Clyde, the *MEDEA* is the centerpiece icon for our Guild's logo bringing us **to** our fourth "M", a mystery: *how, when, and most importantly why* did the *MEDEA* become our Guild's signifier? An archive search of the Guild's Newsletters provides a partial answer. In only the third edition of the Newsletter, the Guild's new logo was unveiled:



Right: The Guild's current logo.



"Wait for the west wind, wait for the west wind!  
Then sail to Nuku Hiva of the dark bays  
To find the constant star  
Hold to it, hold to it ....."

from James Micheners' "HAWAII"

\*\*\*\*\*

NEW LETTERHEAD:

The above letterhead and club emblem was designed by Al LHEUREUX. A real nice job, Al!

\*\*\*\*\*

**The Case of the Four M's continued:**



Above: A previous logo

Thus, we know the “*how*” and “*when*” of our mystery, as **Al L'Heureux**, the Guild’s *first* First Mate, is credited with creating the logo in 1977. What now remains is the most intriguing part: the “*why*”. ***Can any Members shed light on the final part of our mystery?***

So ends our tale of a donation honoring the legacy of fellow craftsman, transferring it to the hands of an aspiring naval architect, tapping the resources of a lifelong friend and kindred spirit in Scotland, and finally posing a question surrounding the origin of our Guild logo.

What story will the next donation bring?



**Restorations**

**By Jon Sanford:**



**Jon** completed the build of *Weatherly* (left) for a pleased owner, **Mike Hoestler**.



The scratch-built skipjack (top left) built by **Lisjo Davis'** father was restored along with the memories it holds. The unidentified Liberty or Victory ship (bottom left) is a restoration **Jon** is getting underway.



**Any interested in taking on a restoration can contact Guild Master Alex Roel or Model Shop Coordinator Jon Sanford!**

**By Howard Griffus:**



**Howard** takes on U.S.S. *Constitution* after a member of the public contacts the Guild with another family restoration.



**HMS *Bounty***

**Initiated by Dr. William Brown**

**Completed by Tom Hairston, pictured here on the left with Brian Brown standing to the right.**


**Tom** unloading *Bounty* with the help of his friend **Chet** following transport from **Tom's** home in Modesto, CA.





**The HMS *Bounty* continued:**

Following are a few pictures of *Bounty*, a model begun by **Dr. Brown** prior to him passing on and later completed by **Tom Hairston** as documented in past newsletters. **Tom** was primarily tasked with completing masting and rigging after researching the rigging plan since the original plans **Dr. Brown** had begun the project with were not available. **Tom** tells that he particularly enjoyed building the infamous ship's boat.



HMS *Bounty* and *Lady Washington* (pictured far right) built by Dr. William Brown share space in the family home.



**HMS *FLY* (Swan Class)**

**By Bob McPhail**

**VICTORY Model Kits**

**Scale 1:64**

**Bob** reported during the Guild's first virtual meeting that he began his "pandemic build" in April. He told the Guild the masts have not yet been secured to the hull since he is currently working on the yards.

The next step after the yards will be to set the masts and install the standing rigging.

**Bob** tells anyone who has worked on this model that he is currently on plan sheet nine of twelve. Sheet ten is standing rigging. Sheets eleven and twelve are running rigging.



**HMS *FLY* (Swan Class) continued:**

Following are a few more pictures of *Fly* by **Bob McPhail**.

***San Felipe* (1690)**

**By Don Bienvenue**

**Kit by Mantua/Panart**

**Scale 1:75**

**Don** also introduced his model at the Guild's first virtual meeting telling the members that this model of the lead ship of the Spanish Armada is supposed to be representative of a Spanish warship from 1690. He reports he has been working on the brass decorations on the stern. The brass railing installation around the stern is next and the next woodwork is installing the channels.



**THE END**