



San Diego Ship Modelers Guild

1492 N. Harbor Drive

San Diego, CA 92101

November 2019

NEWSLETTER

VOLUME 47, NO. XI

GUILD OFFICERS

Guild Master

[James Pitt](#)
guildmaster@
sdshipmodelersguild.org

First Mate

[Ed Torrence](#)
firstmate@
sdshipmodelersguild.org

Purser

[Jon Sanford](#)
purser@
sdshipmodelersguild.org

Newsletter Editor

[Guy Lawrie](#)
newsletter@
sdshipmodelersguild.org

Log Keeper

[Tom Hairston](#)
logkeeper@
sdshipmodelersguild.org

COMMITTEE CHAIRS

Web Master

[Alex Roel](#)
webmaster@
sdshipmodelersguild.org

Presentation Coordinators

[Ed Torrence](#)
[Frank Dengler](#)
presentations@
sdshipmodelersguild.org

Established in 1971 by
Bob Wright and Russ
Merrill

Remembrance



Robert (Bob) C. Kyle III passed on in early October while visiting family in Arizona and he will be sorely missed by his many Guild friends. **Bob** earned a doctorate from Harvard Business School and went on to a distinguished career in business. The Guild will remember him for his wit and enthusiasm whether sharing one of his models or a story. **Bob** was an avid yachtsman and loved sailboat racing where he met his wife, **Laura**. One meeting he brought in a scratch-built Sabot, a popular class racing boat that could be found sailing all about San Diego Bay, and he said, "If you can sail a Sabot, you can sail anything!"

"Fair winds and following seas and long may your big jib draw!"

Bob and his Sabot



MINUTES OF 8 OCTOBER 2019 GUILD MEETING

Guild Master James Pitt brought the meeting to order at the San Diego Maritime Museum aboard the Steam Ferry *BERKELEY*. **James** led a recitation of *The Pledge of Allegiance* before greeting fifteen (15) members. Two (2) visitors joined the meeting later, **Steve Peterson** and **Karen Berger**, who are



operators of the sport fishing charter boat *Mission Belle* at Point Loma Sportfishing. In addition to telling the membership about restoring



their wood hulled charter boat, they showed a collection of steam engine models that they offered for sale. These unique models were produced by the Japanese firm Saito Seisakusho, Co. and some may be out of production. Disposition of the model steam engines is unknown but contact with Steve can be made through Guild Master [James Pitt](#) at guildmaster@sdshipmodelersguild.org



San Diego Ship Modelers' Guild is affiliated with and supports the Maritime Museum of San Diego

<http://sdshipmodelersguild.org/>

Meeting Minutes continued with the Guild Master Report:

Guild Master James Pitt reported that through the efforts of Web Master **Alex Roel**, business cards for the Guild are available to the membership. Members are welcome to contact **James** if they would like to carry a few cards for when they talk to folks about ship modeling. Secondly, **James** reported that discussions about the format of an easel with a meeting announcement and invitation to sit in on the meeting as reported in last month’s newsletter is under discussion. Lastly, **James** reported that increased activity on the Guild Master email from folks looking for help restoring models continues. **Guild Members interested in taking on a commission to restore a model are urged to contact James Pitt who is maintaining a sign up sheet.**



As the Guild meeting got underway, from left to right, Royce Privett, Mike Lonnecker, Howard and Diana Griffus, and Eileen and Bob Costa stand by

First Mate’s Report: **First Mate Ed Torrence** reported **Guild Members are encouraged to offer topics or presentations that they would enjoy.** Ed can be contacted at firstmate@sdshipmodelersguild.org to provide member input. He reports a list of the top five topics has already been compiled. **Ed** also reported he has reached out to local Boy Scouts with the purpose of helping Boy Scouts learn about scale model building and earning the merit badge associated with this craft. This effort is on-going.

Purser’s Report: **Purser Jon Sanford** reported the guild balance as of 12 September 2019 was \$<redacted> with the following deposits since the last report: Guild Dues (C. Blasco + mailing donation) \$35.00, Meeting Auction \$81.00, Account Interest \$0.11. **Jon** includes a message to the Guild about the need for Guild members’ staffing of the Museum Model Shop and support for the “Model of the Month” exhibit outside the shop’s door. **Volunteers are always welcome! Additionally, Guild Members are urged to consider becoming a member of the Maritime Museum of San Diego!** This is a wonderful way of showing the Guild’s support for the Museum!

ALERT: The Purser received a request for a commission to build a 12" wooden model of the *San Salvador*. Any member interested in taking on the scratch or kit project, please contact, **Jeff Hamann** at jeff@hamannco.com or 619-977-6667 who seemed very eager to have the model made.

Log Keeper Report: **Log Keeper Tom Hairston** reported log keeping duties are proceeding as expected.

**Next meeting is
12 November
5:15 Officer's
Meeting
5:30 PM - Social
6:00 PM Meeting
Bring a Model!**

November 2019

**VETERANS
DAY 2019!**



S	M	T	W	T	F	S
					1	2
3	4	5	6	7	8	9
10	11	12	13	14	15	16
17	18	19	20	21	22	23
24	25	26	27	28	29	30

Web Master's Report: Web Master Alex Roel reported the following activity on the web page.

Website Traffic

MONTH	DAILY VISITS
Sept. 2019	53
August 2019	62
July 2019	58
June 2019	60
May 2019	55
April 2019	53
March 2019	20

Completed Activities:

1. Updated following pages:
 - a. "Home Port" (home page) content refreshed on the 1st of the month in conjunction with release of Newsletter
 - b. Recent updates to "Scuttlebutt > Documents"
 - i. "Guest Registry" form uploaded
 - ii. Isaac Wills profile from "Full & By" uploaded
 - c. "Homeport > History"
 - i. Added historical notes from **Chuck Seiler**

In Progress Activities:

1. "**Model Sales**" page: Mock-up created for Officers' consideration. **Tom Hairston** has a model for sale and is going to send info to Web Master.
2. "**Model Restorations**" page: Mock-up created for Officers' consideration. **Howard Griffus** finished a restoration and **James Pitt** is going to send info to Web Master.
3. The Web Master is researching various historical Guild projects for eventual inclusion on Website (these will go on the "Voyages" menu along with the new "Trafalgar Project" page). **See October newsletter for details**
 - a. **Mini-Star Project** – partially complete, **Jon Sanford** is assisting Web Master
 - b. **USS San Diego Project** – Web Master will contact **Howard Griffus** and **Bob Crawford** for project history
 - c. **San Salvador Project** – three models were made as gifts to donors to Maritime Museum. **need assistance, if any Member has knowledge of this project, please contact the Web Master**
 - d. **Maritime Museum Fleet Model Project** – see January 2011 Newsletter on the Guild Website for a picture of the Project. **need assistance, if any Member has knowledge of this project, please contact the Web Master**

ALERT! Alex Roel took the lead for the next Community Build! He reports that an email was sent to all Guild members announcing a new Community Build project in the coming months. This will be a training build: an introduction to planking techniques. All Members of all expertise levels are invited to join and can contact him at webmaster@sdshipmodelersguild.org.

Community Build participants will each build a plank-on-bulkhead half hull model from a kit designed by the Nautical Research Guild (NRG) and Bluejacket Shipcrafters. See **Show and Tell**, page 7 for details.

Kit includes: all parts, plans, (online) instruction manual. Kit does not include: backboard, glue, tools.

Want to see where we're headed? The developers of the kit have an ongoing online build log of this kit:

Editor's Report: Editor **Guy Lawrie** reported the initiative to offer ship modeling workshops to military members and their families through the magazine "Wave Winds" is ongoing. Secondly, Guild members were reminded that the newsletter is shared with other ship modeling groups across the nation and that their models are always welcomed for a **Show and Tell** profile even if they are unable to attend meetings. Just contact the editor at newsletter@sdshipmodelersguild.org and arrangements can be made.

The passing of **Dr. John McShefferty II** was reported in the July Guild Newsletter and his wife, **Glenna McShefferty** has made a generous donation of \$<redacted> to the Guild. The picture at right of **Glenna** and **Guy Lawrie** taken by **James Pitt** while talking about **John** and his legacy. **John** built and enjoyed the model of an Egyptian boat as profiled below. **Glenna** is exploring opportunities to display the boat after it was suggested the boat be featured as a "Maritime Museum of San Diego Model of the Month".



**Nave Egizia, Egyptian Boat
by Dr. John McShefferty
Amati Kit, AM 1403
Scale 1:50**

The following is a write up by **John** dated 11/08/06.
"Shipbuilding in ancient Egypt is the oldest art of shipbuilding to be known in any detail, and

we can follow its development for over 2006 years. The Egyptian fleet played a decisive role not only in the Nile valley but also the Mediterranean and Red Seas, where the Egyptians maintained regular sea traffic and communications especially with Lebanon, from which all timber was imported. In the Pharaoh Sahure's burial chamber is a bas-relief depicting a sea and land war against the inhabitants of Syria (probably the Phoenicians) in 2479 B.C. The pictures of the ships are very carefully made and from them this model has been constructed.

Egyptian ships of the period had neither keel nor frames to support the hull planking. The interior of the hull was made up of wide strakes or wooden battens tied together with rope or wooden dowels. The hull was strengthened externally by a set of cables. Seams were caulked by filling them with tow and fixing with wax or tar. In order to achieve the necessary longitudinal strength there was a thick rope stretched between stem and stem and supported by posts amidships. It was made taut by a unique fulcrum arrangement.



The ships were driven by oars and/or one large rectangular sail hoisted on a double mast that was often collapsible. Cables over the bow primarily were intended to prevent the ship from going to pieces under the heavy shocks from ramming into the waves and the constant strain from the working of so many oars.

Continued next page

Editor's Report continued, Egyptian Boat by Dr. John McShefferty



The ship had a bipod mast that could be lowered. When lowered it was supported by a beam laid across two posts near the stem. Two stones are bound to the heel of the mast, and when the mast is lowered, the weight of the stones is taken up by two levers resting on forked stanchions. When the mast was to be raised the levers were untied and the weight of the stones facilitated the operation.



Instead of a rudder there were six oars, three on each side of an after platform. The ship is protected by the all seeing eye of Horus on the bow post and the Ankh (the sign of life) on the stem post.

- John McShefferty, PhD 11/08/06

Presentation Report: Presentation Coordinator Frank Dengler gave a talk on “Decals & Computer Printing”. Frank provided the Guild with information and discussion of computer printing techniques that are applicable to ship models. Among the topics he covered were computerprinted Ensigns, Jacks, & Signal Flags, Campaign Ribbons & Logos, and even Label Plates for display cases & bases. For a complete collection of Frank’s slides, please visit the Guild Website, <http://www.sdshipmodelersguild.org> “Scuttlebutt > Documents > Presentations/Articles” Additionally, Frank alerted the guild to the upcoming **Western Naval History Association 2020 Symposium**, scheduled for Saturday 29 February to Sunday 1 March 2020 aboard the USS *Midway* Museum in San Diego. The Western Naval History Association (WNHA) is a nonprofit membership organization open to all individuals with an interest in naval history through academic or professional affiliation, publications, interests in ship modeling, naval war gaming, or association with family or veterans, or through personal interest. A list of distinguished speakers and registration information can be found at <https://www.wnha.net/about>

Following the Guild Officer Reports, a break for coffee with snacks, and **Show and Tell**; Guild Master James Pitt adjourned the meeting.

Filling the page with sights that might greet you as you come to the November Meeting!



or

A Super Yacht!

Aviva, 68 metres long

**Maritime
Museum's *San
Salvador***



Maritime Museum of San Diego Model of the Month

Note: Anyone interested in displaying one of their models at the Maritime Museum of San Diego can contact [Jon](mailto:Jon@sdshipmodelersguild.org) at [Jon](mailto:Jon@sdshipmodelersguild.org) at [Jon](mailto:Jon@sdshipmodelersguild.org) at [sdshipmodelersguild.org](mailto:Jon@sdshipmodelersguild.org) and he will work with you. **All are welcomed and urged to participate!**

To Celebrate Thanksgiving Day 2019

Mayflower (1620)

by Robert Costa

Bob, standing on the right with Guy Lawrie next to the Model of the Month exhibit




Model Shipways Plank-on-Bulkhead Kit

Model completed in 2017

5/32 Scale (1:76)


Although no detailed description of the original vessel exists, marine archaeologists estimate that the square-rigged sailing ship weighed about 180 tons and measured 90 feet long with a beakhead bow and high, castle-like structures fore and aft which protected the crew and the main deck from the elements - designs that were typical of



English merchant ships of the early 17th century. This design hampered *Mayflower's* ability to sail against the westerly winds during the Fall of 1620 and resulted in a voyage lasting 66 days from England to her landfall in America at what is today Cape Cod's Provincetown, Massachusetts. For the 102 settlers who left their homes to establish an English colony

where they could practice their faith freely, it was a harrowing journey, indeed! The leaders were concerned they would be unable to hold together as a law-abiding entity in the absence of a larger controlling authority found over the ocean in England. In response, they drafted and signed a short document called the Mayflower Compact which constituted them as a body politic and committed all the signatories to obey the laws and authorities. It was an astonishing moment in history, establishing a milestone in the development of self-governing political institutions!

Source material: Wikipedia and [Land of Hope, An Invitation to the Great American Story](#) by Wilfred M. McClay



Show and Tell



U.S. Brig *Syren* (1803)

by Royce Privett, seen here to the left

Chuck Passaro designed Kit by Model Shipways MS2260

Scale - 1:64, 3/16 inch = 1 foot

Royce updated with his progress on *Syren*, a 240-ton brig, built by Nathaniel Hutton at Philadelphia in 1803. She saw action off Tripoli and the War of 1812, when she was captured by the 74-gun HMS *Medway* after an 11-hour chase.”

Wikipedia tells us the British never commissioned her but apparently used her for a year or so as a lazaretto (quarantine ship for maritime travelers). She then disappeared from the records.

Royce reports since the March 2019 meeting hammock cranes and rails were added and rigging was completed for



the 12-pound long guns and stern chasers. Eleven months ago, he reported **2 years 3 months and 446 hours working time** on this project and he just adds to those numbers! Impressive!

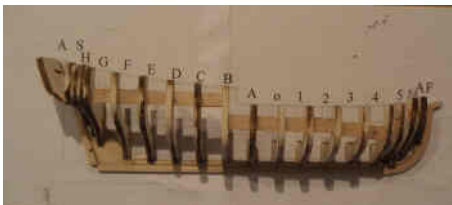


Introduction to Planking, a skills kit project


by Mike Lonnecker, Director,
Nautical Research Guild, inc.

See the **Alert!** From the Web Master's Report on the bottom of page 3

Mike told the members about the initiative to develop a learning tool designed to give new model ship builders an opportunity to develop planking skills or to provide experienced modelers an opportunity to hone their existing skills. He showed the half-hull template that will be built



and used to practice planking a ship. Also supplied in the kit is the pictured manual from which the builder will learn about the skills, techniques, and terms used to plank a ship. The kit was developed over many months by skilled master builders and is an easily followed step by step guide. Thank you, Mike and all the others involved in the development of this learning tool.





Mayflower (1620)

by Robert Costa

Prior to installing **Bob's** *Mayflower* as the "Museum Model of the Month", he presented his model at **Show and Tell**. Please see page 5 for pictures and description of his model seen here with his wife, **Eileen**.




USS Constitution Restorations

by Howard Griffus and Diana Griffus take on two restorations of *Constitution!*

Howard, seen here to the left with the model mounted to the top of working tripod and in front of a poster board displaying ship model repair/



restoration projects that have been brought to the Guild by the public.



Howard told about this particular restoration requiring special fabrication techniques to match broken or missing parts of the 100+ year old model due primarily to the difficulty of matching materials used originally by the model maker. Note the tripod that **Howard** modified to hold the model for ease of access when working. The poster board led to an interaction with a online blogger whose **Blog** can be found at <https://coolsandiegosights.com/> **Richard Schulte** has created a blog that is widely viewed and told his viewers, "The members of the San Diego Ship Modelers Guild love their hobby and hold regular meetings aboard the Maritime Museum

ship Berkeley. I happened to be walking around the museum today before one of their evening meetings. I struck up a conversation with Guild Master James Pitt and was fascinated as he told me about various aspects of model ship building. If you have any sort of model ship that needs expert repair, check out the San Diego Ship Modelers Guild website! Send them an email! I met a couple of the members and all were really nice guys! I took



some photos of a display for today's meeting. You can see examples of model ships that have undergone restoration."

Diana's restoration appears to be even more of a challenge though the model is not quite as old as the model **Howard** is restoring. The sails and rigging shown here will certainly require some work!



U.S. Brig *Syren* (1803)

by Jay MacMaster

Bashed Kit

Last month, **Jay** talked about how he is constructing ships to pass on to his children when he showed his model of HMS

Surprise. This month he is showing his model of *Syren*. The “bashed” kit includes LED lights installed below decks for illumination. The hatches are lit in the picture to the left and powered from batteries off the port side. Like most of **Jay’s** projects, he researched Admiralty plans and manufactured the majority of hardware himself. Other than using paint on metal parts, all the wood color is from natural wood using a variety of woods including African Ebony, Alder, African



Mahogany, African Bloodwood, European Boxwood, and East Coast Holley.



H.M.S. *Ajax* (22), Battle of the River Plate

Diorama by Karl Zingheim, seen here second from the left

Scratch Built

Scale 1/200

Wikipedia tells us that after war was declared in September of 1939 and as the German raider,

Admiral Graf Spee, became a threat in the South Atlantic, a force of three British cruisers including *Ajax* located and engaged the heavier armed German ship. **Karl** tells that the model is depicted in an early episode from the surprise clash between Commodore Harwood’s cruisers and the raider *Graf Spee* in December 1939. Since no one was expecting to meet the raider that morning, the gun fight began before the spotter aircraft could be put aloft. So, after the plane was readied, and the pilot reported he needed to launch, Captain Woodhouse told him that he would not stop shooting just

to launch the *Seafox*. The pilot and his observer sat inside their highly combustible aircraft, and just after the guns fired, they were shot out.

Ajax is built mostly from sheet styrene, with some photoetch brass for ladders and railings. Since the model is still a work in progress, the *Seafox* and gunfire details have yet to be incorporated.





Gunboat *Philadelphia* (1776)

by **Bill Grolz**, sitting at the end of the table

Model Shipways Kit, MS 2263

Scale 1/24 (1/2"=1')



Model Shipways reports "Launched in August of 1776, the

gunboat *Philadelphia* is the oldest

American fighting vessel in existence. Part of the American fleet commanded by General Benedict Arnold, she sank on October 11, 1776 during the Battle of Valcour Island against the Royal Navy on Lake Champlain. She remained sitting upright in the cold waters of the lake until she was raised in 1935.

Today, she's on permanent exhibit at the Smithsonian Museum in

Washington, D.C., complete with 24

-pound ball that sent her to the

bottom." **Bill** told the members that

this was his "Fair Model", built

while manning the Maritime

Museum/Guild booth at the San

Diego County Fair. He reports it

took two fairs to build the model.

However, **Bill** confessed that he did



work on the model at home making the squarehead nails. He said there was no particular difficulty making the boat though he spent a lot of time trying to get the history of the boat as the model plans were not very accurate.



***Star of India*, a barque**

by **Tom Hairston**

Scratch built based on 1977 plans by Captain Kenneth B. Reynard, William F. Wilmurt, and Edmund F. White

Plank-on-Bulkhead

Scale: 1/8inch or 1:96

Tom updates us on his first adventure into scratch building. *Star* is the world's oldest sailing ship and a well loved exhibit at the Maritime Museum of San Diego making it an apt subject for his build. **Tom** talked about working on the standing rigging and painting on a plimsoll mark. The Guild looks forward to further updates!

