



# San Diego Ship Modelers Guild

1492 N. Harbor Drive

San Diego, CA 92101

November 2017

NEWSLETTER

VOLUME 45, NO. XI

## OFFICERS

### Guild Master

Jon Sanford  
address redacted

### First Mate

Ed Torrence  
address redacted

### Purser

Gary Seaton  
address redacted

---

Guy Lawrie  
address redacted

### Log Keeper

Isaac Wills  
address redacted

## SPECIAL ASSISTANTS

### Web Master

Robert (Rob) Wood  
address redacted

### Presentations Coordinator

Ed Torrence  
address redacted

Established in 1972 by  
Bob Wright and Russ  
Merrill

Dick Gregory: "When I lost my rifle, the Army charged me 85 dollars. That is why in the Navy the Captain goes down with the ship." - Have fun building your ship models!

## MINUTES OF 10 OCTOBER 2017 GUILD

### MEETING

**Guild Master Jon Sanford** opened the meeting at the San Diego Maritime Museum on the Passenger Deck aboard the Steam Ferry *BERKELEY* and **Isaac Wills** began by leading a recitation of *The Pledge of Allegiance*. Fifteen (15) guild members were in attendance including our newest member **Tom Hairston** who joins us from points North. Tom, seen here, told us of his interest in the Maritime Museum of San Diego's full-rigged iron windjammer, *Star of India*, and is gathering plans of her construction. The meeting also included member **Kenneth Selzer** and his guest **Jim Needles** who Kenneth is encouraging to join our guild. **Karl Zingheim**, History Director from the *USS Midway* Museum, joined us once again bringing us his insight on ship modeling with different mediums.



The meeting then proceeded directly to **Show and Tell**. Shared were **Mike Lonnecker's** English Pinnace, **Karl Zingheim's** progress on his *USS Richmond*, **Jay MacMaster's** *HMS Surprise*, **Robert Hewitt's** Dutch Herring Buss, **Steve McGivern's** *Charles Morgan*, and **Jon Sanford's** Danish Schouw. Pictures and more information can be found in the **Show and Tell** section.

After break, **Guild Master Jon Sanford** gave away a large quantity of donated wood to the attending members and began the meeting's business reports. All of the wood was taken by eager modelers and future give away and auctions are being discussed.

**continued on Page 2**

San Diego Ship Modelers' Guild is affiliated with and supports the Maritime Museum of San Diego



<http://sdshipmodelersguild.org/>

**MINUTES continued -**

**Purser's Report: Purser Gary Seaton** reported a positive guild balance as of 1 October.

**First Mate's Report: Ed Torrence** reported that working with **James Pitt**, a sample polo shirt in true blue with a guild logo will be presented at the next meeting. It is being reported the shirts will be available for purchase for \$23 and that other items with the logo including ball caps will also be available for purchase. Look for details in the very near future! Ed also reports that **Jon Sanford** will present a PowerPoint photo journal of his recent visits to nautical themed museums from Baltimore to Georgia at the November meeting.

**Web Master's Report: Rob Wood** was unable to attend the October meeting but his September report is repeated here. Note Rob reported that the Guild website has been transitioned to Hypergold and content updates are underway. Rob has requested that anyone with a build log for their projects, especially with a photo journal of the project, contact him at [<redacted>](#). Rob reports how this type of content will direct web searches to the guild website.

**Community Group Build Report: Mike Lonnecker** reported the Chuck Passaro designed kit of the Admiral's Barge are now ready for

**Community Group Build Report continued:** for distribution and an email has been sent to the participating builders. **Mike has scheduled a meeting at 1:00 PM on Saturday, November 4 aboard the Berkeley in the Museum Library.**

**Guild Master and New Business Report: Jon Sanford** reported for the Museum Curator an exhibit opening November 4 called "Rum: Sailors, Pirates, and Prohibition". Jon also reported on the several RC models discovered in the bilge of the *Berkeley*. The **San Diego Argonauts** were able to make use of the models and in the end, were able to make a sizable donation to the Maritime Museum. Well done!

The Museum Model Shop staffing is an ongoing project and folks wanting to spend some time volunteering to work on their projects along with interacting with Museum visitors are always welcome.

**Howard Griffus** has completed painting 113 miniature *Star of India* ship hulls in three different colors. These will be used for various youth encouragement give away events including limited give away to visitors to the Museum Shop. Look for a **call for volunteers to help assemble the Mini "Star" Model kits** in November. Though not in the Model Shop, **John Sauvajot** is seen here helping out in the Museum Library.

**There is always plenty of room for volunteers!**

**continued on Page 3**



**Next meeting is  
14 November 2017  
5:30 PM - Social  
5:30 Officer's Meeting  
6:00 PM Meeting  
Bring a Model!**

November 2017

S	M	T	W	T	F	S
			1	2	3	4
5	6	7	8	9	10	11
12	13	14	15	16	17	18
19	20	21	22	23	24	25
26	27	28	29	30		

Community Build Meeting, 1:00 PM, aboard the Berkeley in the Library



Left: **Jon Sanford** is seen standing behind plastic organizing containers as the October meeting is underway. The containers shown in the picture are from wooden kits Jon found in the UK. There are various types that can be built. Those in the picture are for small tools, bottled paint and building materials. The manufacture is in Europe, Hobby Zone. These containers and a very nice band saw will be auctioned the November meeting!

### Holiday Project

Right: Jon is seen with the display used in the Museum's now closed "Steering Small" exhibit. If you recall, these "mini ships" began as the same miniature *Star of India* ship hulls **Howard Griffus** painted for give away kits. The hulls were further embellished as seen below by Guild

Members for an in-house Guild contest. There is



Mini ships built by members of San Diego Ship Modelers Guild

Don Dressel	Jon Sanford
Bob Duncan	John Sarvajot
Howard Griffus	Ed Torrence
Mike Lonnecker	Isaac Wills
Jay MacMasters	David Yoller

a search underway to find a suitable home for the display. Hospital Pediatric Departments or Children's Hospital McDonald's House are potential candidates. ANY SUGGESTIONS ARE WELCOME!

Let us not forget that the paper models handed out at the Guild's September Meeting are due at the December Meeting. These paper models are potential tree ornaments or gifts for children at similar organizations.

Right: **Steve McGivern** holds his paper model in progress and reports his small challenges! **Keep at it for a good cause!**



## Show and Tell



### *HMS Pickle*

by John Clark

Caldercraft kit Nelson's Navy Series

Scale - 1:64

Editor's note: **John Clark** joined our Guild some time ago when living in San Diego and brought in *HMS Pickle* as his work began.



Subsequently John moved to the Michigan shores on the North reaches of Lake Michigan and sent on this photo of his finished *HMS Pickle*. For those familiar with the area, here is a photo of Little Traverse Bay on the morning of 19 October.

John tells us at the conclusion of the battle of Trafalgar Admiral Collingwood needed to get the news back to England about the victory as well as the news that Nelson was dead. The French and Spanish fleet was still dangerous. Sending a major ship with the news was out of the question. The job fell to Pickle. On the way home the weather worsened to the point that Pickle nearly sank. The message was delivered and Pickle's commander was promoted.

The model is a Caldercraft double plank on frame kit that features CNC cut frames. The directions are very clear. I modeled Pickle with sails. This required research as to how fore and aft rigs were set up. Also the rigging instructions do not contemplate sails so some things had to be moved around. (Peterson Rigging Period Fire and Aft Craft was very helpful) All in all a wonderful project aided by builds described in Model Ship World. From start to finish about two- three years but not full time. Nice kit lots of fun. Currently working on Niagara. New Bedford whale boat then HMS Fly! Hold Fast.

### English Pinnace (Circa 1750-1760)

by Mike Lonnecker

Scratch Built

Scale - 1:48

The English Pinnace was a longboat carried by English ships. Its' primary use was by the captain of the ship for his personal transport. It was powered primarily by oar though some versions were equipped with masts and sails.




continued on Page 5

English Pinnacle by Mike Lonnecker continued as seen here with Robvert Hewitt:

Because it was the captain's boat, most pinnaces had at least a moderate amount of decoration. Typical of British ships of this era the captain was free (within limits) to paint and decorate his ship as he saw fit at his own expense. This included the pinnacle and as such many variations are recorded.

An excellent kit in 1:24 scale designed by Chuck Passaro is offered by Model Shipways. Our own **Bill Grolz** has built one and it is quite attractive and well done. Mike reports he models only in 1:48 scale but wanted to build a model of this boat. He got hold of a set of the kit plans and instructions and set out to scratch build one (He obtained permission to use the plans from Chuck).



The Model is being constructed primarily of boxwood. Typical of Mike's models, this one is being constructed Admiralty Style. That is, it is only planked on one side with the other left open to view the framing and interior details. He reports the planking was an interesting adventure. The planks are very thin, .015 inch, and highly curved. (Mike is offering to do a brief talk on producing the thin blanks at the community build meeting some time.) He thought of trying to spile each one, but decided to

bend each one in place. This required bending in two directions at once. He soaked the plank, cut to width and tapered at the bow, in water. Because the planks were so thin only a couple of minutes was required. Mike forced, gently, the plank into place and held it there for a few minutes, rubbing and pressing to make sure it fit right next to the plank above it and lay flat on the frames. Again because of the thinness it would start to dry very quickly. When it would hold its' shape and still damp, he would glue in place. The last plank had to be spiled in order to fit against the plank above it and below it.

The flying transom is hand painted with a holly border glued in place. The border is only about .030 inch wide and .015 -.020 inch thick.

Mike reports he is now starting on the interior and hopes to finish this fun project soon.



## Herring Buss, Dutch Fishing Vessel 18c

by Robert Hewitt, here to the right with Mike Lonnecker looking on

### Scratch Built

Scale - 1/16 inch = 1 foot

**The Ship:** From the sixteenth century on, hundreds of busses fished for herring. Herring was the number one food for the Dutch people and gibing and curing preserved the fish. Herring was very important for trade and the economy. Catching herring was done with a drift net. A rectangular net was hung in the water like a curtain and when the fish pass by they get stuck in the net. The mesh was calculated for the size of the fish desired so that their gills get caught in the net. The net is hauled on the deck with a large capstan over wooden rollers on the bulwark and the fish are removed from the net, gibed, salted and packed in barrels.

**The Model:** The plan is from an eighteenth century technical drawing in Ab Hoving's book, "17c Dutch Merchant Ships". The .05 thick pear wood keel piece is cut out from the plan just below the deck level and the grain of the wood is parallel to the waterline. A .025 wide rabbit is cut in both sides. A separate stem piece is made with the grain perpendicular to the waterline. The stations are marked on the keel piece.



The building block is a flat piece of scrap wood with two strips sandwiching the keel piece. The thickness is just above the rabbit cut. Two blocks are located between two stations and the keel piece is held in place with wood screws.

The bulkheads are made by gluing two pieces of pear wood and a paper cut-out of each station. Basswood spacers are fitted between bulkheads. The spacers are notched to accept frames for the bulwarks.

Robert reports he plans to display the ship in a fishing mode, so a crew of twelve to fifteen figures will be needed. Each figure is 3/8 "tall. There will be four on the capstan along with net hauling and mast and yard stowage.

The pear planking is of different widths. The planks at the waterline are .06 wide x .02 thick (12" scale) The upper planks are .040 wide x .02 thick (8" scale). The lower planks are .030 wide x .02 thick (6" scale). The lower planks are subject to extreme twisting at the bow, but less at the stern. Robert plans to plank the entire hull even though it will be a waterline model, just for my own satisfaction. The railings were cut from a sheet of .02 pear. The railings were glued to the top of the bulkheads and the bulkhead top plank. Dummy stanchions were added to fill in between. The upper bulkhead planking in the stern was built as the original Dutch ships. The planks were bent, and then edge glued with the stanchions added later forming a stern railing. The planking is very difficult and Robert says he is lucky if he can complete two planks a week.



## *HMS Surprise* (1796)

by Jay MacMaster, here to the right speaking about building *Surprise* Kit by Mamoli (may be difficult to find at this scale)

### Scale - 1:75

Jay tells us this surprising story reproduced from Wikileaks. “Captain Thomas Fremantle in command of the frigate HMS *Inconstant* had heard there was a French frigate in Bône, and sailed to intercept her. When *Unité* arrived in the afternoon of 20 April 1796, the watch aboard *Unité* identified *Inconstant* as a neutral vessel and Le Breton did not clear the ship for action. About an hour later, *Inconstant* sailed alongside, boarded and captured *Unité* intact.<sup>[6]</sup>

About a year after capture, *Unité* was renamed HMS *Surprise* because another French ship also named *Unité* had already been taken into the navy. *Surprise* was re-classed by the British as a 28-gun sixth-rate frigate, though she carried twenty-four 32-pounder carronades on her main deck, eight 32-pounders on her quarter- and fore- decks and two (or four) long 6-pound cannons as chasers. As in the French Navy, this led to difficulty in her



rating, considered a fifth rate from 1797 to 1798 but a sixth rate the rest of her commission. Also, she bore the main-mast of a 36-gun ship, just as unusual as her large armament.” As a fictional note, *Surprise*

was the chosen ship of author Patrick O’Brian and her role in the film “Master and Commander: The Far Side of the World” was filled by a modified replica of HMS *Rose* which can now be found at the Maritime Museum of San Diego.

Jay reports how he “bashed” the Mamoli kit including how he installed LED lights for below decks illumination. Jay researched Admiralty plans and manufactured the majority of hardware himself. Other than using paint on four metal parts, all the wood color is from natural wood. Jay used African Ebony, Alder, African Mahogany, African Bloodwood, European Boxwood, and East Coast Holley to achieve the ships color.



### *USS Richmond (1860)*

by Karl Zingheim, here to the left describing his build with Doug Yumoto's legs listening on

#### Scratch Built

#### Scale - 1:96

To recap from last month, Karl tells us *USS Richmond* was a wooden steam sloop that was a member of Admiral Farragut's squadron during the Civil War and was in the

engagement when Admiral Farragut gave his famous command, "Damn the torpedoes ... full speed ahead!" During service in the Civil War, 33 sailors and marines earned the Medal of Honor serving aboard the *Richmond*.

Karl is scratch building *Richmond* using styrene sheet with wood stiffeners. As can be seen the hand cut deck planking has been completed and building of the *Richmond* is moving full speed ahead. He is planning a diorama depicting a scene from the Vicksburg campaign in June 1862.



### *USS Richmond (1860)*

by Steve McGivern, seen here displaying "The Charles W. Morgan" by John F. Leavitt, Mystic Seaport, The Marine Historical Association, Inc., 1973


#### Model Expo kit MS2140, An Official Mystic Seaport Series Model

#### Scale - 1:64, 3/16 in = 1 ft

Model Expo tells us "During her 80 years and 37 voyages, the *Charles W. Morgan* caught and processed more whales than any other whaling ship in history. Built in 1841 at the Hillman Brothers Shipyard on the Accent River in New Bedford, MA, she was registered at 351 tons. The *Morgan* was originally built fully ship-rigged, but shortly after the Civil War she was modified to become a double topsail bark. Her whaling days came to end in 1921 with the decline of whale oil prices. Purchased for Mystic Seaport in 1941, she's now a beautifully restored monument to the men who built and sailed her."

"Designed by naval architect Ben Lankford, the Model Expo' kit replicates the *Charles W. Morgan* as a double topsail bark of 1892-1908. Lankford's precise drawings (a set of six) are based on plans for the 1983 restoration, provided by Mystic Seaport."

Steve tells us though yet to begin the build, he brought the kit in to share it as his 'inspirational build' from his hometown area of Mystic, CT and to ask if anyone in the group has built it. Happy Building, Steve!







## Danish Schouw

by Jon Sanford

### Kit by Billings Boats (DMI), 625

Jon tells us about one of the first kits he built, around the 1970's of this flat bottomed boat whose name originated around C18. This out of production kit was targeted for beginners and used primarily mahogany wood with brass fittings. Jon used the schouw to collect dust over the years and only recently has he begun to restore the boat.



**What a bonus! This is what happens when one moves to TX! Happy Halloween from Bill Norris!**



**And lastly, an offering from Kurt Van Dahm  
See Page 11 for NRG information**



**Think about**

(Bob Kyle making progress on a project in the Museum Model Shop and representing the Guild to Maritime Museum visitors!)

**Helping Out**  
(Isaac Wills working on a project during 2017 Festival of Sail and interacting with Museum visitors!)



**In the Museum Model Shop!**


(with Rob Wood who works on a project and takes a surprising photo (among his other fine photos) during 2017 Festival of Sail!)

# THE NAUTICAL RESEARCH GUILD

## "ADVANCING SHIP MODELING THROUGH RESEARCH"

Annual membership includes our world-renowned quarterly magazine, Nautical Research Journal, which features photographs and articles on ship model building, naval architecture, merchant and naval ship construction, maritime trade, nautical and maritime history, nautical archaeology and maritime art.

Other benefits include discounts on annual conferences, ship modeling seminars, NRG products and juried model competitions which are offered exclusively to Guild members. We hope you will consider joining our ongoing celebration of model ships and maritime history.



For more information contact us at: [www.thenrg.org](http://www.thenrg.org) or call 585 968 8111