



San Diego Ship Modelers' Guild

1492 N. Harbor Drive

San Diego, CA 92101

October 2006

NEWSLETTER

VOLUME XXX No. 10

OFFICERS

Guild Master

Robert Hewitt
(619) redacted

First Mate

K.C. Edwards
(858) redacted

Purser

Ron Hollod
(760) redacted

Editor

Bob Crawford
(619) redacted
redacted

Log Keeper

Bob McPhail
(619) redacted

Newsletter Distribution

Bob Wright
Robert Hewitt

Established in

1972 by

Bob Wright and

Russ Merrill

San Diego Ship
Modelers' Guild is
affiliated with and
supports the
Maritime Museum
of San Diego



No October Meeting, Come to NRG

(And bring lots of Models)

Minutes for 13 September 2006

Robert Hewitt opened the meeting and provided an update on K C Edwards. He has moved to a nursing home and is expected to be there for about two or three weeks. He seems to be doing fine. Robert then requested that any guests or new members identify themselves. Mike Potter introduced himself and stated that he is a model maker. Don Ditko mentioned that he is a long time friend of Chuck Seiler. There was no purser's report due to the absence of Ron Hollod.


Bob Crawford then gave the editor's report. He again asked everyone to update their email addresses. After the NRG Conference, Bob would like to develop interactions with other clubs for newsletter exchange.

For Old Business, there was discussion about the guild party. Feedback was requested about the location (upper deck of BERKLEY). Most agreed that being on the STAR OF INDIA is better. Robert Hewitt will keep this in mind for next year. There was also some discussion about the CALIFORNIA cruise on August 19. John Wickham was thanked for bringing things to eat. Some of the people who attended were not guild members. However, they were involved with the booth at the fair. Some individuals are on the woodworkers committee. Ernie Andrew's son and Joe Bompensiero helped with the booth set up and take down.

The Nautical Research Guild (NRG) Conference is October 12- 15. Sign up sheets were circulated for individuals to volunteer for various assignments. Dave Dana, Bob McPhail, and Robert Hewitt gave brief overviews of their committees and the assistance they will be needing for the conference. Bob Crawford then discussed the conference overall.

There was an auction held after the break and then there was show and tell

Because of the conference, there will be no meeting in October.





Armed Virginia Sloop - Peter Jaquith

Peter Jaquith continues with progress on his second ship model project, an Armed Virginia Sloop, circa 1768. The model is a Model Shipways plank on bulkhead kit at ¼" to 1' scale. The Sloop was a single masted cutter with an extreme rig, a hull length of 55' 8", a beam of 17' 8", a depth of 6' 6", and a displacement of 60 tons. The hull is single planked with the upper hull planking painted prior to installation to handle the many color and thickness changes. Rigging will be proportional linen line, with blocks by Warner Woods West and cotton sails. Peter also shared with us the paint schedule, rigging tables, and

sail designs he developed to supplement the kit design. In addition to the kit drawings and instructions, Peter used these references: *Modeling the Armed Virginia Sloop*, a Practicum by Robert Hunt; *Planking the Built-Up Ship Model* by Jim Roberts; *The Art of Knotting and Splicing* by Cyrus Lawrence Day; and, *Steel's Elements of Mastmaking, Sailmaking, and Rigging of 1794*.

Pinky - John Wickman

Pinky was a New England fishing vessel used on the Grand Banks to catch cod, often manned with just a two man crew. During the War of 1812 several such pinkies were converted to privateers. John Wickman is building from scratch his version of how a pinky fishing vessel would have been converted to an armed privateer. He's using plans he has kept for years. John selected a single 9 pound cannon, strengthened the deck to handle its extra weight, and is now planning the appropriate rigging. Being sloop-rigged, the pinky could go up-wind of the English merchantmen, and could escape from any British Man of War. Being of shallow draft of only six feet, she could also hide in shoaling waters to escape.



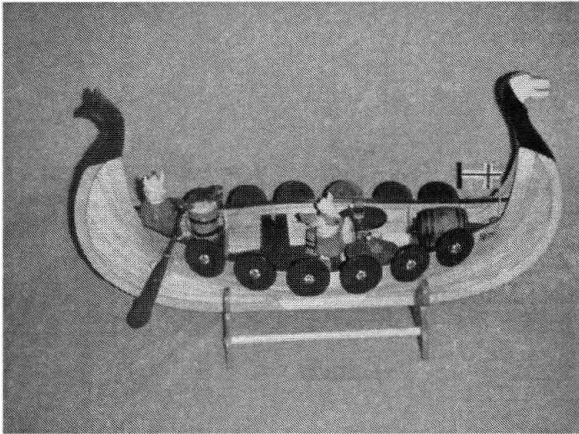

HMS Barrosa - Michael Potter

This exquisitely detailed Royal Navy Destroyer of the "1943 Battle" Class is about 8 inches long! Michael Potter built her from scratch at scale 1/600. In the late 1950s the Royal Navy converted four of these destroyers to radar ships to provide distant surveillance for aircraft carriers. *Barrosa* was based in Singapore 1962-1968, and was scrapped in 1978. Michael modeled her as a radar picket, creating the radar equipment mast and other details from studying photographs, many from private collections of veterans who served on the *Barrosa*. From self-created computer drawings Michael made patterns for photo etch parts and carved some from plastic, taking over 16 months to

complete the model. His model is on the RN veteran's association letterhead and will be the subject of his upcoming feature article in IPMS. Michael believes that this is the only detailed model of this class of ship anywhere in the world.

Cutty Sark - Charles Peabody

Charles Peabody showed progress on his 1:90 scale model of the *Cutty Sark*. The hull is completed and much of the deck furniture is in place. As Charles worked he found that the plans provided with the Constructo kit are not very good. Charles, an engineer, is not used to working with out good plans. The result, he confessed, is "I make every mistake there is." This is his first model, and he's learning what we all learn on each model - - the art of fixing mistakes. Surely, his *Cutty Sark* will look like it's able to make a high speed voyage from London to China when he gets to the masts and rigging.





Hagar's Party Boat - Lewis Johnson

For a Christmas gift, Lewis Johnson received a friend's carved figures of Hagar the Viking and his wife Helga of comic strip notoriety. To show off the amusing figures, Lew made this Viking Ship, based on the Billing's model of the *Osberg*, using bass and mahogany. Hagar is defending his beer keg with all the vigor with which he raids English castles, while Helga keeps the lobsters on ice. Lew plans to christen the ship "Honi" after the couple's beautiful daughter, and will do the honors with a drop of beer.

LCI - 582 - Bill Luther

Only 160 foot long, a small ship, these Landing Craft Infantry vessels carried about 200 troops across oceans and landed them directly on the beach. The '582 interested Bill Luther because she is the only LCI that saw combat in both the European and Pacific theaters of World War II. She landed troops in southern France (Operation Dragoon) and then crossed 2 oceans to Iwo Jima and Okinawa. Bill is working with a 40 year old Lindberg kit, now rare, which has not been produced for decades. He is researching and fixing inaccuracies in the kit and will add various cast and scratch built details.



USS Constitution - Ed Trasoras

Progress shows on Ed Trasoras' *Constitution*. Ed thought the kit's deck planks too wide, so he planked it with 2mm by 80mm long planks. He thought the opening in the kit's gratings would let a man fall through, so after 2 months experimenting on building grates with 1/32" openings, Ed finally came up with a jig to put them together. He used black ebony wood from the model shop for the hand rails, the hardness made a smooth finish that Ed likes. The stern gallery metal castings did not fit, so Ed is carving, filing and sanding wooden pieces to replace them. It sounds like Ed is soundly bashing the Mamoli kit, and will have a fine, carefully constructed custom *Constitution* when he's one.



NRG Presentations Schedule

Sarurday's Technical speakers (Registration required \$45.00)

Holiday Inn on the Bay Pacific A Ballroom

- 8:30 am Roger Cole
"Prisoner of War Models built during the Napoleonic and War of 1812"
- 9:30 am Clayton Feldman
"The Fair American Revisited: Twenty Years Later"
- 10:30 am Raymond Ashley, Ph.D. – Maritime Museum Executive Director
"Ship modeling in 1:1 scale"
- 11:15 am to 1:00pm Lunch
- 1:00 pm Kurt Van Dahm
2007 NRG Conference in Manitowoc, Wisconsin
- 1:10 pm Lloyd McCaffery
"Techniques used in Miniature Building" Pt. I
- 2:00 pm Lloyd McCaffery
"Techniques used in Miniature Building" Pt. II
- 3:00 pm Donald Pruel
"Searching for Golden Nuggets at the National Archives"

Saturday tentative Sawdust - Aboard the *Star of India* – Orlop

- 9:00am Philip Mattson - Ships in Bottles - has made award winning and otherwise amazing models for 70 years inside bottles presents examples and tools and demonstrates his craft.
- 9:00 am Making Sails with Paper - Ed Trasoras - SDSM Guild member who does meticulous, careful, work shares his method for making realistic sails with paper.
- 10:00 am Making and Shaping Tools - Bob Graham -SDMSG master modeler demonstrates nibbing, joggling and scarf joints and how to make and keep sharp chisels and tools.
- 10:00 am Submarine Radio Controls - Steve Vick - SDMSG member shows off radio-controlled submarines and their bells and whistles inside and out and shares how they work .
- 11:00 am RC Submarine Demonstration - (Weather permitting)
Steve Vick & Co.
- 2:00 pm Ropewalk Demonstration - Doc Williams - Long time award winning ship modeler, Admiral of the North Shore Deadeyes, demonstrates how he makes ships' lines the right (or left) way.
- 2:00 pm Rigging Techniques - Joe Bompensiero - Maker of beautiful square-riggers of all types shares his secrets and demonstrates making taught, accurate rigging, seizing and ratlines.
- 3:30pm Painting Military Ship Camouflage - Tony Bunch - SDMSG member shows how he accurately air-brushes camouflage on plastic and metal 20th century ships.
- 3:30 pm Making Realistic Flags - Chuck Seiler - SDMSG member demonstrates how to use a computer to reproduce period flags and print them onto realistic

Sunday Round tables and additional tech session (*Berkeley* upper deck)

8:30 am "Construction of the Steam Yacht Medea – Don Dressel

All morning there will be access to Saturday's Technical presenters as well as various demonstrations

Sunday tentative Sawdust (*Berkeley* upper deck)

9:00 am Lathe Techniques - Sherline Lathes - Machine vendor demonstrates its equipment by showing a variety of techniques for making turned parts.

9:00 am Air Brush Techniques - Kurtt Van Dahm - President of Nautical Research & Model society of Chicago shows master air brush techniques and tools to realistically finish model ships.

9:00 am Computer Design and Milling - Clyde Emerson - President of the Ship Modelers Association explains his use of computerized design and milling in ship modeling.

10:00 am Applying Photo Etch - Bill Luther - SDMSG member and professional naval architect shows how to work with tiny photo etched brass and metal parts.

10:00 am Making Cloth Sails - Peter Jaquith - Retired naval architect and shipbuilder SDMSG member now models 18th and 19th naval and merchant ships and demonstrates step-by-step how to make realistic fabric sails.

Fiddler's Green (Sailor Heaven)

Dear Bob,

I wanted to write and notify the Ship Modelers' Guild of the death of Howie. He passed away suddenly, but peacefully in his sleep on August 24th. He had not been sick, though did have a trial fibrillation since a very serious heart attack 17 years ago. We were blessed to have as many years together as we did.

Howie so enjoyed building ship and airplane models and belonging to a club of other modelers. I would like to donate his modeling supplies to the club, if the club could use them. I will need a few more weeks before I will be ready to start this process, but would appreciate a name I should contact.

I've attached an autobiography that Howie wrote for the Air Canada Retired Pilots Association that focuses on his 33 year career as a Captain and his love of building models.

Thank you for any information you can pass on to me.

Jean Franklin

Captain H.R. "Howie" Franklin - With deep sadness, but loving memories, the family of Howard Franklin invite friends to celebrate his life. Howie passed away in his sleep August 24, at his home in San Diego, CA. Born in 1930 at Galt, ON; Howie knew he wanted to be a pilot at the age of 10 when he watched pilots training with their airplanes for the Second World War. He built dozens of model airplanes and learned much from flying them in the fields around his home. At 16 he took flying lessons at the Brantford Flying Club, and soloed in 4 hours. Continued lessons, earning his instructors license, and good luck got him his chance to fly with TCA in 1952 when he was 21 years old. At age 26 Howie made Captain and flew the next 33 years for TCA and Air Canada. During his off-hours, Howie pursued his second love, building and sailing the ketch "Salt y Spray". In the fall of 1986, with the help of three crews made up of eight buddies, he accomplished his dream of taking his boat from Lake Simcoe through the Great Lakes to Chicago and then down the Mississippi River to New Orleans. Eventually he got the boat to the Florida Keys where he enjoyed many warm winters. In 1999 he sold the "Salty Spray" and packed the car to head for San Diego, CA. Home became a 39 foot Motor Home in a 5 Star RV Park on the Bay. For the past four years he volunteered at the San Diego Aerospace Museum in the museum workshop. With a talented group of other retired men they have been building a full scale replica of the famous Gee-Bee racing airplane. Howard is survived by his wife, Jean; daughter, Lynn Thomas and husband David; son, Steve and wife Beverley; daughter-in-law, Michele; grandchildren, Gordon, Abigail, and Mathew, sisters: Reena Jamieson, Hazel Stager, Pat Wright and large family of nieces, nephews, and their children. Resting at the Barthel Funeral Home, 566 Queenston Rd., Cambridge, where the family will receive friends on Wednesday, August 30 from 1-4 p.m. and 7-9 p.m. Funeral service will be held at the funeral home on Thursday, August 31 at 1:30 p.m.

We could really use a lot of models at the NRG Conference. If you are planning to bring some, could you please fill out the following form. It will save us a lot of time at registration.

Please give us the following information about you and your model.

*Builder's name** _____

Address _____

City, State, Zip _____

Phone _____

*Name of Model ** _____

*Type of vessel ** _____

*Date model built ** _____

*Scale ** _____

If different than builder, who will the model to be picked up by?


Special Care or handling? _____

** denotes information that will be placed on a card as illustrated below*

Nautical Research Guild Model Show



<p>Model Name</p> <p>Frigate</p> <p>Built by John Doe</p> <p>Built 2006</p> <p>Scale - 1/2"-1" 1:24</p>
--





USS MIDWAY (CV-41) Museum Information

Also included in the NRG conference registration is a ticket to visit the USS Midway (CV-41) which is good for sometime after the NRG conferece.

Live the adventure, honor the legend aboard the longest-serving aircraft carrier in U.S. Navy history--a 47 year odyssey that spanned the end of WWII and the liberation of Kuwait in 1991!


Located downtown in San Diego at Navy Pier, Midway provides a dynamic and enriching experience "from boiler to bridge." A visit to Midway instills a greater appreciation for courage, freedom, and service to country.

Features:

- Self-guided audio tour with admission to more than 40 exhibits and 21 restored aircraft
- Interactive, story-telling docents, many of them Midway veterans
- Handicapped elevator from Navy Pier to the hangar deck and up to the flight deck
- Handicapped parking on Navy Pier
- Plenty of parking on Navy Pier
- More than 40 exhibits and displays
- Access to engineering, mess deck, berthing spaces, foc's'le, hangar deck, officers country, flight deck and the island superstructure
- Two types of optional flight simulators
- 21 restored aircraft, with more than on the way
- Gift shop
- Fantail Café

San Diego Ship Modelers' Guild

1492 N. Harbor Drive
San Diego, CA 92101



No October Meeting! NRG Conference October 12-15

Next meeting is Wednesday November 8, 2006 on the Berkeley