




San Diego Ship Modelers' Guild

1306 N. Harbor Drive

San Diego, CA 92101

NOVEMBER, 1994 NEWSLETTER, VOLUME 18, NUMBER 11



REED RAFT, MARK I.

(from "Wooden Boat")

If you come to the next MEETING ON NOVEMBER 17, we guarantee you'll have better luck than the builder of this REED RAFT.

DAVE MANLEY will present us with some information of an electronic nature relative to making model boats and ships. Dave is one of our best sources, so DON'T MISS IT!



SAN DIEGO SHIP MODELERS GUILD MEETING NOTES-October 20, 1994

Guild Master Jim Hawkins opened the meeting at about 7:00 pm. Attendance was a bit better than normal with 26 members and one guest (Don Brent) present.

November 19 is set aside for a book sale on the Berkeley. This is an opportunity to get a valuable book that will just fit that empty slot on your shelf.

Doug reported that the Chula Vista Harbor Days event drew only four participants from the Guild and none from the Argonauts. Perhaps next year the long-promised model launching facility will be a reality so the Argonauts can again participate.

The members should begin thinking of a nomination for "MODELER OF THE QUARTER" for 1995. The nominee need not be a Guild member.

PROGRAM: Tom Taylor was prepared to make a presentation on the initial set-up of a metal lathe but the change of venue from the Berkeley to the Star precluded this. Instead we had an around the tables expose of members' favorite tips and tools. Somehow this drifted into a multi-member discussion of durability of various types of glues used for model making. There continue to be serious doubts about the life of the cyano acrilate (CA) type adhesives. In the end, hide glues seem to win out for reliability and long life. I wonder why epoxies were not mentioned?

Cont'd...

The OCTOBER 20th. "SHOW AND TELL" had several participants. BOB WILLIS brought his working model of a U.S. Towing Co. Ltd. salvage ship, the LLOYDSMAN, built in England in 1971 and sold Singapore in a short time. She is of 2,041 tons, 16,000 HP engine, model VLCC capable of towing a load at 7 knots, or without any load at 18½ knots. Bob made his model from scratch, using a SURELINE lathe for making the towing winch. He names the model after his grandson, KEVIN C.W.

EVAN HULL showed us several miniature (very small) pewter ship models, perhaps used originally for identification during WWII. They are made by spin casting of the 85% tin metal.

AL GRIMES showed us some boat and hatch covers which hold their shapes very well. He makes them from cloth, adhered to regular cooking foil with Formula 33 glue. Using contact cement should be avoided, we're told, as it eats up the material.

JACK KLEIN, often in these pages, showed us his completed KINGFISHER, the 16-gun British sloop which sank off Narragansett Bay, blockading the American colonies. The HAROLD HAHN framing method was used--the "upside down" variety. Jack spent two-and-a-half years, or about 2,800 hours making it. It's beautiful.

DOUG McFARLAND brought Cook's ENDEAVOR, built by former member BOB BECKER of Trinity Center, California. In fact, Becker was Doug's inspiration for building ship models. She's mostly boxwood and Bob's wife carved the miniature figures on board, those of the cook and carpenter. Linen, slightly colored with burnt umber is used in the rigging to resemble the original hemp.

DOUG, TOM TAYLOR, ED WHITE, BOB CRAWFORD and others suggested various building tips to hungry modelmakers. An important item, gleaned from a recent mishap which occurred while moving one of the Berkeley's display models, was that the so-called "hot" glues are not dependable if longevity is required. Protein and white glues are much better.

(Above notes from Bob Cornell and G. Jones)

ABOUT SHIP MODELS

If you are interested in having a ship model repaired, building a model, buying a kit, or acquiring a complete model, here are a few suggestions.

CONSTRUCTION AND REPAIR

Some of our model shop volunteers do limited construction and repair work of ship models. To schedule work, please contact Bob Crawford, the museum curator of models, for an evaluation of the work to be done and assignment of the work to a competent craftsman.

If the model is too difficult to bring in, please send us several clear photographs of the model (with a small ruler in the picture for scale), when asking for estimates. If you need model repair information for other areas of the country, please write:

The Nautical Research Guild
19 Pleasant Rd.
Everett, MA 02149

This group is devoted to the serious period model builder and publishes an excellent journal.

If you are interested in having a custom model built, send pictures of the existing vessel and/or other particulars (name of vessel, dates of its existence, any known history, dimensions, plans, etc.) to this shop for evaluation, scheduling and cost estimates.

WARNING !!! Model construction or repair is time consuming, painstaking work and can take many hours to complete. It can be very expensive.

MODEL BUILDING

If you are interested in building a ship model, the firms listed below can provide kits, small parts, tools, plans and literature needed for building ship models. They each have illustrated catalogs for sale and may be contacted at the following addresses.

Taubman Plan Service
11 College Drive Box 4G
Jersey City, NJ 07305

1-202-435-5205

BlueJacket Ship Crafters
P.O. Box 425
Stockton Springs, ME 04981

1-800-448-5567

Micro Mark
340 Snyder Ave.
Berkeley Heights
New Jersey 07922
1-800-225-1066

The Dromedary
6324 Betton Drive
El Paso, TX 79912
1-915-584-2443

A.J. Fisher
1002 Eowah Ave.
Royal Oak, MI 48067
1-313-541-0352

North River Models
P.O. Box 426
Dover, NJ 07802
1-201-328-3833

Model Expo, Inc.
P.O.Box 1000
Mt. Pocono, PA 18344
1-800-821-0200

The Floating Drydock
% General Delivery
Kresgeville, PA 18333
1-215-381-2001

Warner Woods West
2083 Reynosa Drive
Torrence, CA 90501
1-310-326-5177

CAUTION: Most people interested in ship models wish to have a fine model of a China Tea Clipper or a Frigate on the mantel. These are extremely difficult models to build and should only be attempted by experienced modelers. If you have never built before, start simple or with a kit that has very detailed instructions, like BlueJackets "SMUGGLER" or Model Shipway's "FAIR AMERICAN" (both rated as intermediate, but are excellent first timer kits). There is a wealth of knowledge to be gained from a good

7.

beginners kit that can be applied later to a more elaborate model. The Museum Gift Shop carries a small selection of kits and books, and would be glad to special order anything else you might need. There is little difference in the cost from that of other sources and any proceeds from the sale help support the museum.

SUPPLIES

Some of the local model shops that carry ship model kits and supplies are:

| | | |
|---|---|---|
| Hobby City 7750 Convoy Ct. San Diego, CA 560-9633 | Mike's Hobby and Craft Shop 229 E. Main El Cajon, CA 444-8297 | Reed's Hobby Shop 8039 La Mesa Blvd. La Mesa, CA 464-1672 |
|---|---|---|

QUESTIONS AND ANSWERS

The Maritime Museums model shop has personnel manning the shop virtually every weekday who would be happy to answer any question about model building that you might have. In addition, there are many ship model clubs around the nation that could also be of help with any questions. Locally, please contact:

| | |
|---|---|
| The San Diego Ship Modelers Guild % The San Diego Maritime Museum 1306 N. Harbor Dr. San Diego, CA 92101 | Meeting nights are the third thursday of each month, at 7:00 P.M. aboard the Maritime Museum ferry BERKELEY or the Bark STAR OF INDIA. |
|---|---|

For clubs outside the San Diego area, please contact the Nautical Research Guild listed above.



PUBLICATIONS

The following addresses are for some of the better U.S. publications representing the hobby and should be contacted directly for subscriptions:





| | | |
|---|---|---|
| Seaways/Ships in Scale 2271 Constitution Dr. San Jose, CA 95124 | Model Ship Builder P.O. Box 128 Cedarburg, WI 53012 | Nautical Research Guild 19 Pleasant Rd. Everett, MA 02149 |
|---|---|---|

MUSEUMS AND HISTORICAL SOCIETIES





Many communities have groups or organizations devoted to the study and preservation of Maritime history who could be of help in researching your model and help you to understand technicalities with-in it. They, in turn, would benefit from your becoming a member and any financial aid you might offer. The MARITIME MUSEUM OF SAN DIEGO offers several levels of membership including: Individual - \$25, Family - \$30, Active - \$50, Friend - \$100, Associate - \$250, Patron - \$500, Benefactor - \$1,000, and Life Member - \$2,000, all with many benefits of membership; guest passes, unlimited admissions, members programs and a quarterly publication.



OTHER CLUBS are very helpful to our cause--so we thought you'd like to see what some of them are doing...Ed.




MARITIME MODELERS 1994 REGATTA,
from Bob Ecklund, Valley R/C Boat Club.

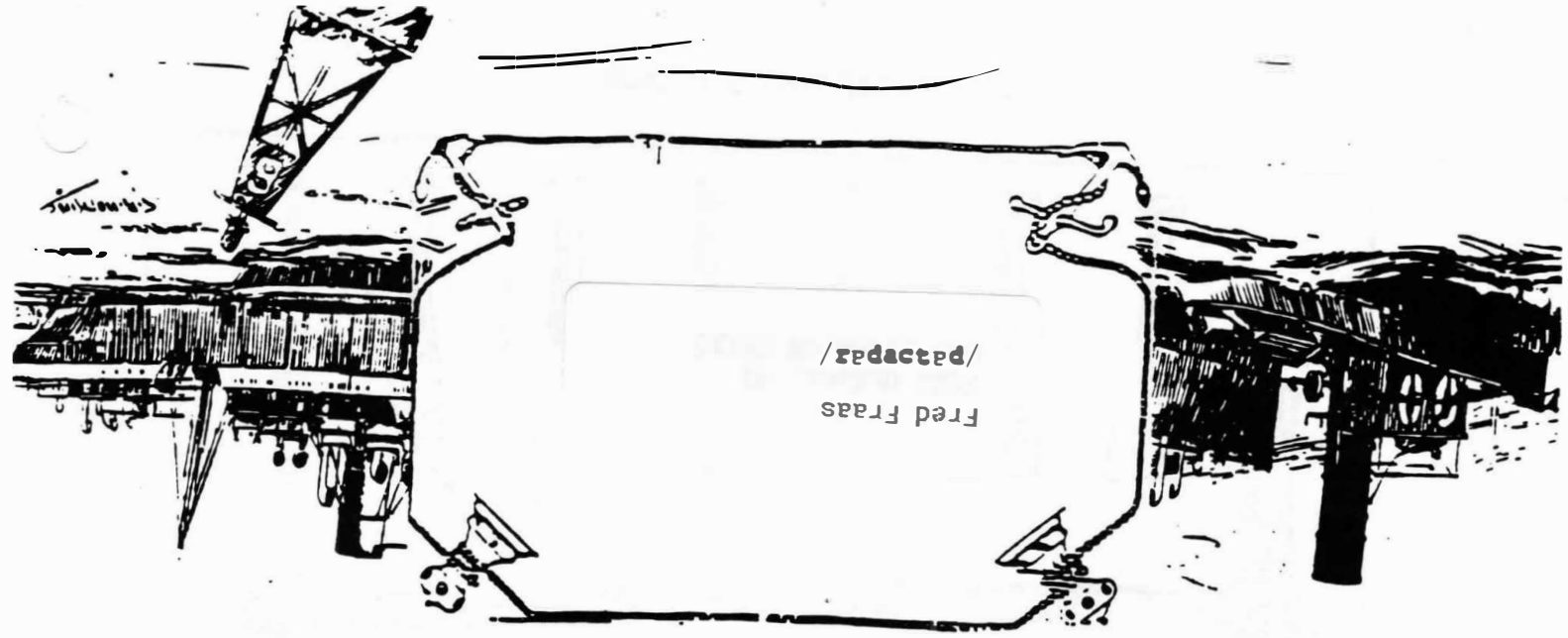


Crowley Cup Tugboat Regatta,
San Francisco Model Yacht Club

SHIPWRIGHT'S TOOLS



(Circa 1880 - 1910)



San Diego Ship Modelers Guild
 c/o Maritime Museum Assoc. of SD
 1306 N. Harbor Dr.
 San Diego, CA, 92101

**San Diego Ship Modelers Guild
 Officers for 1994**

| | | |
|---------------------|----------------|------------------------------|
| Master | Jim Hawkins | /red/redacted/ -redacted/ |
| First Mate | Doug McFarland | /redacted/ |
| Purser | Ed White | /redacted/ |
| Logkeeper/Secretary | Bob Cornell | /redacted/ |
| Newsletter Editors | Fred Fraas | /redacted/ |
| Steering Committee | Gordon Jones | /redacted/ |
| | Bob Wright | /redacted/ |
| | Ed White | /redacted/ |
| | Bob O'Brien | /redacted/ |
| Regatta Commodore | Jim Hawkins | /redacted/ |

Schedule of Activities:

Meetings --Third Thursday of the month
 7:00PM Social; 07:30PM Meeting

Static Workshops -- (discontinued)

R/C Operations --Saturday mornings at the
 Model Yacht Pond. (Mission Bay)

Annual Regatta-- Third weekend in June

Membership:

Dues are \$15 annually
 (\$7.50 after July 1st)

We strongly encourage
 all to join the San Diego
 Maritime Museum as express-
 ion of appreciation for
 the facilities they pro-
 vide for our benefit.