



San Diego Ship Modelers' Guild


1306 N. Harbor Drive

San Diego, CA 92101

December 1993

NEWSLETTER

Volume 17, Number 12



When crew and captain understand
each other to the core,
It takes a gale and more than a gale to
put their ship ashore.


....Rudyard Kipling 1865-1936

MERRY CHRISTMAS

CHRISTMAS Party

December Meeting: THURSDAY
Dec. 16, 1993
7:00 PM
Orlop Deck
Aboard "the STAR"

DON'T bring a model



SHOW & TELL

by Nilson



WATER FRONT DELIVERIES. BAH HUMBUG!

ABOUT THE XMAS PARTY:

Make your plans now to attend this gala event. All you have to do is bring yourself (and wife and/or girlfriend.) (But not both.) Anyway, all food, drink, ice etc. will be provided, so no one has to bring anything. Now we can't make it any easier then that, can we? This will be a buffet dinner and we're asking for a contribution of \$5 per person to help defray the costs. Hope to see you and yours there.

SDSMG
November Meeting Notes

1. Steering Committee Meeting Items:

Reminder that the naming of a Nominations Committee will be made in January. A report from this committee will be expected and presented in February. The nominees will be listed in the News Letter and the actual election will take place at the March meeting. Presumably, written ballots will be accepted in addition to balloting at the meeting.

MEETING NOTES

Bob Crawford called the meeting to order at about 19:15 hours. (how nautical do you want it?) Only thirteen members and guests were present. The quality of the attendance was tops!

1. It was agreed to spend about \$20-\$30 for our own coffee maker. In that way we can have a clean one and always know where to find it. A schedule of "coffee chefs" will be posted. The idea is to have one person each month be in charge of ensuring the coffee is hot and palatable. Then he can clean out the pot and lock it up for the next chef.

2. A \$50 max expenditure for a lighting system for the "Model of the Month" display case was approved.

3. It was decided to have the December Christmas Party on the Star, a catered affair. Ham and turkey were chosen as the meat items. The caterer will donate a cake for the occasion. The clubs' spirits cache will be (OK, Doug?) present as well as ice (Right, Doug?)

A \$5.00 contribution per person will be expected to help defray costs.

4. Jim Hawkins reported on the joint pond scheduling meeting with the Argonauts. The schedule may still be subject to minor revisions based on input from some other clubs. An offshoot Guild-like group has approached the Argonauts for some pond time. It is expected that this can be accommodated without much fanfare.

5. Purser Ed White reported that the net treasury balance is \$/redacted/. (see item #6)

6. A number of fractional horse power electric motors have been donated to the Guild by Mrs. Lew Harmeling, in memory of her late husband. These and the unused jeweler's lathe that was given to the Guild a year or so ago by Phil Mattson (since replaced by the Sherline lathe and mill) were auctioned off. They brought a total of \$58.00 to our treasury.

7. Bob Cunningham has recently retired and is planning a super work-shop for his new home. He asked the guild members for ideas on the configuration of an ideal facility. It was recognized that such a plan would be heavily dependent on the type of work that might be performed so the suggestions made were broad and far ranging. It was acknowledged that there can be three distinct areas for activities that might not mix: a dusty/dirty area, a machine area, (a spray-paint area) etc. Phil Mattson urged a well-lighted sit-down bench for fine/precision work. Tom Taylor said: Don't forget to provide a drawing board and tools. Bob Cornell cautioned not to have fluorescent lighting over a table saw as strobe effect creates a safety hazard.

OUR "MODELER OF THE QUARTER" -- PHIL MATTSON:

We had a special treat at the November meeting. During the coffee break we all went below to view the new "MOTQ" display which was chuck full of Phil's models. The 'centerpiece' is a model of a three island freighter in 1/8 scale (411' Cargo Steamer, 1918??) with superb detail. Besides other assorted static models, he has included many of his ships-in-bottles. (he's been hiding these from us.) One corner of the display case has a 3 or 4 masted sailing vessel half-way in the bottles' neck with the necessary tools laid-out to show how it would be completed. Another is a similar model Phil made for his mother when he was 11 years old. (let's see now, how old would the model be if

If you haven't seen this display, stop by the Berkeley and check this case out. Phil's model of the USS BENNINGTON is in an adjacent case and is a unique treat by itself. Congradulations, Phil and the guild thanks you for making these models available for public viewing.

SHOW AND TELL -

While our November meeting group was small, what we lacked in numbers, we made up for in size, thanks to Doug McFarland. Doug brought his model of "Incentive", an R/C sail model. It's 55' in length on deck, with masts 5 feet high and a unique retractable in-board engine. Beautiful model and beautiful job, Doug.

WHAT'S NEW WITH BLUEJACKET:

The 1994 BLUEJACKET catalogue is out and features two brand new models, Bluenose in 3/16 scale, and Lackawanna, a 1900 Steam Tug in 1/8 scale. Believing these to be of general interest to all guild members, the appropriate pages of their catalogue are included in this month's newsletter. The cost of the catalogue is not printed on the cover, but if you're interested, the toll-free 800 number is listed if you desire additional info.

1994 DUES -- IT'S THAT TIME AGAIN:

A Membership renewal form for 1994 is included in this N/L. Just tear it out and send it with your check to Ed White. Please use the bottom of this form and the backside to list any suggestions for meeting topics, ideas you'd like to see (or not see) in the Newsletter etc. Your comments will be appreciated. Help us to better help you...THANKS!!

***A BlueJacket kit as a gift?
What a great idea!
But which one?***


We can solve that problem.

Give a BlueJacket Gift Certiificate, available for any amount you choose. Just call us toll-free at 1-800-448-5567 (outside Maine) or

1-800-834-7608 (in Maine), or write:
BLUEJACKET
SHIP CRAFTERS
P.O.Box 425, Stockton Springs ME 04981

BLUENOSE, *The Queen of Nova Scotia's fishing fleet.*

***Two new kits
for 1994!***



A plank-on-bulkhead model.

Such is the affection Canadians hold for the BLUENOSE, they've struck her likeness on the reverse of the Canadian dime. And for good reason. She was built in 1921 at Lunenburg, Nova Scotia, as a banks fisherman; working the rough waters off Newfoundland, her speed soon became apparent. In her first year she won the International Fishermen's Trophy Cup and in challenges over the next 17 years she never lost it. She was lost on a reef off Haiti in 1946.

BLUENOSE's strong and graceful form has become the epitome of the fishing schooner, the image we call to mind when we hear of the Grand Banks. As such, she is one of the most frequently modeled boats in North America. BlueJacket Shipcrafters is proud to announce a new, redesigned version of this classic schooner, developed by Nova Scotian Philip Eisnor, who has devoted nearly endless hours to research on the original lines and construction of BLUENOSE.

The result? A magnificent new model, one that accurately reflects the extra strength built into the schooner's hull, rigging, winches and ground tackle to fit her for the strenuous work on the Banks. A kit that, for the first time, gives you BLUENOSE the way she really looked, in every minute detail, based on the best and latest historical research. And most of all, a model that in its technically brilliant construction details will challenge any modeler.

Like all of our kits, BLUENOSE provides you with everything you need to build a museum quality miniature replica of an important vessel. The kit includes precision laser-cut wooden framing parts, an assortment of BlueJacket's finely cast britannia pewter fittings (some specially designed and cast for this kit alone), fine hardwoods in the proper sizes for planking, deck gear and spars, rigging line in various scale sizes, and high-quality brass fittings.

The instructions, written by Phil Eisnor, take you step-by-step through the construction process, with many building tips that are appreciated by even the most experienced model maker. And Eisnor's plans, in three full-size sheets printed on bond paper, are unusually comprehensive, setting a superlative new standard for accuracy, completeness and attention to detail.

**Overall model length 33"
Height 19 1/4"
Scale 3/16" = 1'**

Item #1004 \$250.00 (Available in early 1994)
Paint kit #1704, \$13.30 (with kit);
Recommended baseboard (not shown): #1290, \$30.00;
Suggested pedestals: #876 and #877: \$5.00 per set.

LACKAWANNA

Steam tug, 1900

Overall model length: 17 1/2"

Height: 9 1/4"

Scale: 1/8" = 1'


The coastal tug LACKAWANNA was a floating advertisement for the coal she hauled. She was owned by the Delaware, Lackawanna and Western Railroad and built in 1900 by John Dialogue and Sons in Camden, New Jersey. The 137' iron-hulled steam tug was painted white to show off the clean burning qualities of the hard anthracite coal she burned, an important product of her owners. While it did burn cleaner and more efficiently than soft or bituminous coal, it was still disastrous for the LACKAWANNA's white paint and kept the crew constantly busy cleaning and repainting.

The LACKAWANNA was driven by a single 950-horsepower engine, powered by two boilers, each with its own stack. She worked the East Coast, pulling barges filled with coal from Pennsylvania to the industrial centers to the south and the northeast. Her graceful sheer and yacht-like finish made her stand out among her fellow work boats.

The LACKAWANNA was lost on a sandbar north of Pollock Rip in Nantucket Sound in 1915 during a violent snow storm. The crews of the barges she was towing, however, managed to anchor them, saving their cargo until Coast Guard vessels were able to tow them to Boston.

Our LACKAWANNA model, developed by W. Paul Hitchcock of Downeast Model Shipwrights of Portsmouth, New Hampshire, represents state-of-the-art quality in kit manufacturing. From the pre-carved basswood hull to the specially designed etched brass pilothouse and deck plates, cast brass ventilators and propeller, accuracy and quality have been the primary concerns. With a myriad of brass parts and over 40 fine Blue Jacket britannia metal castings, wood, rigging cord and decorative flags, this kit will let you produce one of the most interesting small steamer models we have ever seen.

The 20 page instruction book, written by the kit designer, is a model of clarity and is voluminously illustrated with drawings and photographs. Two pages of full-size plans are included, printed on bond paper.



Item #1002 \$185.00

Paint Kit #1702 (with kit), \$13.30; Oval baseboard unavailable, recommended baseboard #1284, \$12.00; Pedestals: #875, two at \$2.50 each.

Warner Woods West

Fine Woods For Ship Modelers

2083 Reynosa Drive Torrance, CA 90501

(310) 328-5177

Blocks that look like blocks. Modeled after the blocks made in England in the early 1800's. Made from a very fine-grained hard wood resembling boxwood. These blocks are the best on the market.

All are prepacked and priced at \$3.00 per package.

2 MM (5/64")	singles - 12 per package
	doubles - 10 " "
	triples - 8 " "
3 MM (1/8")	singles - 12 per package
	doubles - 12 " "
	triples - 10 " "
3.5 MM (9/64")	singles - 12 per package
	doubles - 12 " "
	triples - 10 " "
4 MM (5/32")	singles - 12 per package
	doubles - 10 " "
	triples - 8 " "
5 MM (3/16")	singles - 12 per package
	doubles - 10 " "
	triples - 8 " "
6 MM (1/4")	singles - 10 per package
	doubles - 8 " "
	triples - 6 " "
7 MM (9/32")	singles - 8 per package
	doubles - 8 " "
	triples - 6 " "

Blocks are manufactured to metric dimensions, approximate inch sizes are listed in parentheses. Hole sizes are slightly larger than scale to allow easier rigging.

Tear Here

1994
DUES: \$15.00

SAN DIEGO SHIP MODELER'S GUILD
MEMBERSHIP APPLICATION

SEND TO:
Ed F. White
6856 Clara Lee Ave.
San Diego, CA.
92120

Pls. make checks
out to SDSMG.

NAME: _____

ADDRESS: _____

_____ ZIP CODE _____

PHONE NUMBER: _____ Wife's Name: _____

RENEWAL MEMBERSHIP NEW MEMBERSHIP

ARE YOU A MEMBER OF THE SAN DIEGO MARITIME MUSEUM ASSOCIATION? YES NO

BASIC MODELING INTEREST:

- KIT SCRATCH
- FIBERGLASS/PLASTIC SOLID PLANK/FRAME
- STATIC RADIO CONTROL
- SAIL POWER
- PLEASURE MILITARY COMMERCIAL

LIST MODELS YOU HAVE WORKED ON. (PUT A STAR BY THOSE CURRENTLY WORKING ON.)

<u>VESSEL NAME</u>	<u>VESSEL TYPE</u>	<u>NAME OF KIT, SCALE, ETC.</u>
_____	_____	_____
_____	_____	_____
_____	_____	_____
_____	_____	_____
_____	_____	_____
_____	_____	_____
_____	_____	_____
_____	_____	_____
_____	_____	_____

WHAT OTHER VESSELS DO YOU HAVE MATERIAL ON (PLANS, KITS STILL IN THE BOX, BOOKS, ETC.)? _____

WHAT TOPICS WOULD YOU LIKE PRESENTED AT MEETINGS? _____

Warner Woods West

Fine Woods For Ship Modelers

2033 REYNOLDS DRIVE TORRANCE, CALIFORNIA 90501

Prices effective 5-1-91

(213) 326-5177
(310)

STRIPWOODS

Inch Sizes		Metric Sizes			
1/32 x 1/32 -- 7	1/16 x 3/32 -- 6	1/8 x 1/8 --- 5	1 x 1 ----- 7	3 x 3 ---- 5	GROUP 1 Beech Birch Cherry Holly (gray) Mahogany Mansonia Pau Marfim Poplar Redgum Walnut
1/32 x 3/64 -- 7	1/16 x 1/8 --- 6	1/8 x 5/32 --- 4	1 x 1.5 ----- 7	3 x 4 ---- 4	
1/32 x 1/16 -- 7	1/16 x 5/32 -- 5	1/8 x 3/16 --- 4	1 x 2 ----- 7	3 x 5 ---- 4	
1/32 x 5/64 -- 7	1/16 x 3/16 -- 5	1/8 x 1/4 --- 4	1 x 3 ----- 6	3 x 6 ---- 4	
1/32 x 3/32 -- 7	1/16 x 1/4 --- 4	1/8 x 5/16 --- 3	1 x 4 ----- 6	3 x 8 ---- 3	
1/32 x 1/8 --- 6	1/16 x 5/16 -- 4	1/8 x 3/8 --- 3	1 x 5 ----- 6	3 x 10 --- 3	
1/32 x 5/32 -- 6	1/16 x 3/8 --- 3		1 x 6 ----- 5		
1/32 x 3/16 -- 5		5/32 x 5/32 -- 4	1 x 8 ----- 4	4 x 4 ---- 4	
1/32 x 1/4 --- 5	5/64 x 5/64 -- 6	5/32 x 3/16 -- 4	1 x 10 ----- 4	4 x 5 ---- 4	
1/32 x 5/16 -- 4	5/64 x 3/32 -- 6	5/32 x 1/4 --- 4		4 x 6 ---- 4	
1/32 x 3/8 --- 4	5/64 x 1/8 --- 5	5/32 x 5/16 -- 3	1.5 x 1.5 -- 7	4 x 8 ---- 3	
	5/64 x 5/32 -- 5	5/32 x 3/8 --- 3	1.5 x 2 ---- 6	4 x 10 --- 3	
3/64 x 3/64 -- 7	5/64 x 3/16 -- 5		1.5 x 3 ---- 6		
3/64 x 1/16 -- 7	5/64 x 1" --- 4	3/16 x 3/16 -- 4	1.5 x 4 ---- 5	5 x 5 ---- 4	
3/64 x 5/64 -- 6	5/64 x 5/16 -- 4	3/16 x 1/4 --- 3	1.5 x 5 ---- 5	5 x 6 ---- 3	
3/64 x 3/32 -- 6	5/64 x 3/8 --- 3	3/16 x 5/16 -- 3	1.5 x 6 ---- 4	5 x 8 ---- 2	
3/64 x 1/8 --- 6		3/16 x 3/8 --- 2	1.5 x 8 ---- 4	5 x 10 --- 2	
3/64 x 5/32 -- 6	3/32 x 3/32 -- 5		1.5 x 10 --- 4		
3/64 x 3/16 -- 5	3/32 x 1/8 --- 5	1/4 x 1/4 --- 3		6 x 6 ---- 3	
3/64 x 1/4 --- 5	3/32 x 5/32 -- 5	1/4 x 5/16 -- 3	2 x 2 ----- 6	6 x 8 ---- 2	
3/64 x 5/16 -- 4	3/32 x 3/16 -- 4	1/4 x 3/8 --- 2	2 x 3 ----- 5	6 x 10 --- 2	
3/64 x 3/8 --- 4	3/32 x 1/4 --- 4		2 x 4 ----- 5		
	3/32 x 5/16 -- 3	5/16 x 5/16 -- 2	2 x 5 ----- 5	8 x 8 ---- 2	
1/16 x 1/16 -- 7	3/32 x 3/8 --- 3	5/16 x 3/8 --- 2	2 x 6 ----- 4	8 x 10 --- 2	GROUP 3 Brazilian Satinwood Rosewood
1/16 x 5/64 -- 7			2 x 8 ----- 4		
		3/8 x 3/8 ---- 2	2 x 10 ---- 3	10 x 10 -- 2	


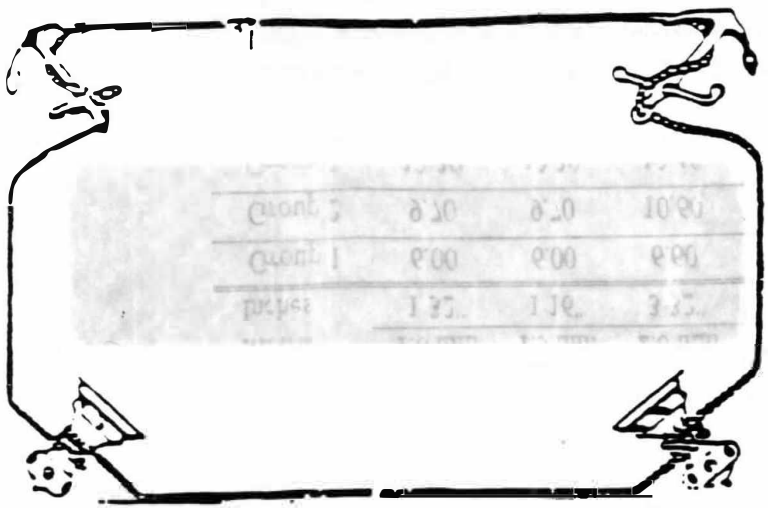
All stripwoods are sold by the package. Strips are 24 inches long. Number of strips per package is the number following the size. Group 1 woods are \$2.25 per package. all Group 2 woods are \$3.25 per package. Basswood is \$1.50 per package.

* Not available in bulkwood

BULKWOODS

Metric	1.0 mm	1.5 mm	2.0 mm	3.0 mm	4.0 mm	5.0 mm	6.0 mm
Inches	1/32"	1/16"	3/32"	1/8"	5/32"	3/16"	1/4"
Group 1	6.00	6.00	6.60	7.05	7.75	8.30	9.20
Group 2	9.70	9.70	10.60	11.80	12.30	13.20	14.50
Group 3	12.30	12.30	13.40	15.05	15.70	17.05	18.65

Bulkwood will be supplied in random widths and lengths. Most will be 2 to 3 inches wide and 24 inches long. minimum size will be 1-1/2 inches wide and 18 inches long. Minimum order is one square foot per species and thickness. Prices are per square foot.



San Diego Ship Modelers Guild
 c/o Maritime Museum Assoc. of SD
 /redacted/

San Diego Ship Modelers Guild
 Officers for 1993

Master	Bob Crawford	/redacted/
First Mate	Jim Hawkins	/redacted/
Purser	Ed White	/redacted/
Logkeeper/Secretary	Bob Cornell	/redacted/
Newsletter Editors	Fred Fraas	/redacted/
	Gordon Jones	/redacted/
Steering Committee	Bob Wright	/redacted/
	Ed White	/redacted/
	Bob O'Brien	/redacted/
Regatta Commodore	Jim Hawkins	/redacted/

Schedule of Activities:

Meetings --Third Thursday of the month
 7:00PM Social; 07:30PM Meeting

Static Workshops -- (discontinued)

R/C Operations --Saturday mornings at the
 Model Yacht Pond. (Mission Bay)

Annual Regatta-- Third weekend in June

Membership:

Dues are \$15 annually
 (\$7.50 after July 1st)

We strongly encourage
 all to join the San Diego
 Maritime Museum as express-
 ion of appreciation for
 the facilities they pro-
 vide for our benefit.