




# San Diego Ship Modelers' Guild

1306 N. Harbor Drive

San Diego, CA 92101

April 1993      NEWSLETTER      Volume 17, Number 4



Whaling Bark -- "Wanderer"

"There is a world of difference between being outward bound by choice.... and homeward bound of necessity."

....R.T.McMullen: DOWN CHANNEL

\*\*\*\*\*

### NOW IT'S RUN-OFF ELECTION TIME:

Last month's election produced an unanticipated result. Of the four candidates, the two leading contenders tied for MASTER. After some discussion (see meeting notes) it was decided the fairest option was to hold a run-off election.

Hence, we're asking you to mail-in the enclosed ballot voting for either Bob Crawford or Jim Hawkins.

Thanks for your previous votes. We had about a 50% return. Perhaps we'll do even better this time. How about it??

### APRIL STEERING COMMITTEE MEETING:

The next above-mentioned meeting will be APRIL 13. This meeting is open to all members. Ideas are needed for main discussion topics, guest speakers etc. Oh yes, the time will be 7PM in the model shop aboard Berkeley.

### MODEL YACHT POND CLOSED APRIL 17th:

The ARGONAUTS will hold their SPRING Regatta 17 & 18 April. See you at the "pond" the following Saturday morning.

## APRIL

S	M	T	W	T	F	S
		1	2	3		
4	5	6	7	8	9	10
11	12	13	14	15	16	17
18	19	20	21	22	23	24
25	26	27	28	29	30	

### NEXT MEETING NIGHT

Meet aboard the "STAR" at 7PM (Rummage Sale aboard Berkeley on SAT...17. April)

### SHOW & TELL

by Nilson

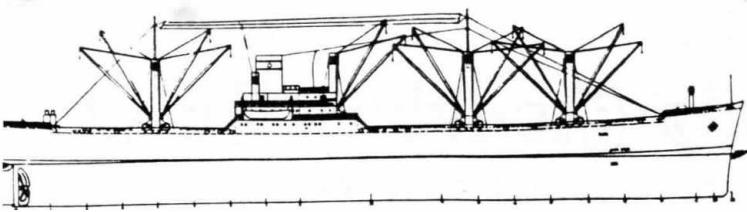


" SOME OF YOU SEEM TO THINK WE'RE HERE FOR THE FUN OF IT."

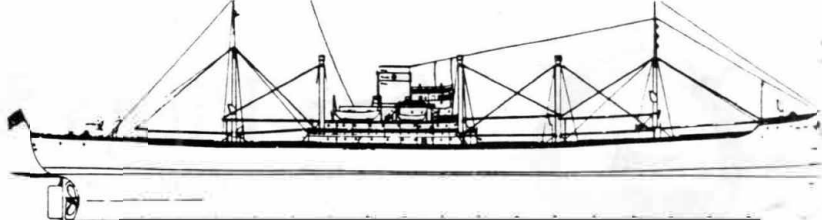
### OUR CO-EDITOR AT PLAY: (in French West Indies)

Received a neat post card from Gordon & Betty Jones last week.... He wrote .."wonderful time, people great, Capt. competent (Windjammer man, of course) & bilges dry. We're on the 3 yr old STARFLYER, a modern barkentine. St. Marten very interesting island. Many French people. Anguila isle y'day & St. Thomas today. How da ya like the "help" I'm giving U on the NEWSLETTER ! Ha!! What a great way to travel--by ship, and under-booked" s G. & B.

Editors' Note: It's great sharing jobs. Not only do you have to only do half the work...the other guy can go on vacation. Glad you're having fun, G.



C-2 U.S. Cargo (circa 1939)



C-3 U.S. Cargo (circa 1940)

SAN DIEGO SHIP MODELERS GUILD  
STEERING COMMITTEE NOTES  
MARCH 18, 1993

1. Attendance: Present were: White, LePage, Cornell, Crawford, McFarland, Fraas, O'Brien, Fluck and Briese.

2. Election ballots received to date were tallied by John Fluck, to be reported at the general meeting.

3. Cornell reported that we have been approached by a R. Richards who is coordinating a massive program to be held May 15. It is to be known as "CELEBRATE THE BAY" and the objective is to raise money to help support Mission Bay maintenance and improvement in the face of city budget deficits. The Parks Management is urging all users of the Bay facilities (including the Guild and the Argonauts) to participate in this effort. The Committee concurred in this so the originally planned R/C/Festival will be moved to the May 15th date.

A Committee to coordinate the style, program and other aspects of the event should be set up soon. Inasmuch as we had held a similar event several years in the past should make arrangements easy.

4. Dan LePage held a meeting to start planning for the June Regatta. He is sorely in need of help and was urged to appoint appropriate members rather than hope for volunteers.

5. The size (cost) and content of the Guild's News Letter received discussion and constructive comments. It was agreed that a one-stamp limit be viewed with discretion. i.e.:if important items would put an occasional NL over the 29 cent limit, so be it. Members reaction to the NL has been very favorable.

6. The April meeting program involves the San Diego Argonauts attending to help the Guild members have a better appreciation of the structure and activities of their "cousin" organization. Bob Cornell will handle these arrangements.

Bob Cornell, Sec'y. Pro Tem

MODELS AT LAST MEETING:

Dan "Pappy" LePage	USS George Philip	1/8" Scratch
Walt Briese	USS VINCENNES (parts)	" "
Jim Hawkins	USS CHICAGO "	" "
Greg Harrington	Lobster Smack	unk. scale; kit
Roy Norton	DARBY	"
Dave Manley	Steam Trawler	1/8" Scratch
	*****	

SAN DIEGO SHIP MODELERS GUILD  
MEETING NOTES: MARCH 18, 1993

**ELECTION:** John Fluck reported the tally of the ballots received. A tie exists for the office of Master. Several suggestions were made on resolving this. It was moved and passed that a new ballot for this the two candidates for MASTER only would be included in the next News Letter. Current paid-up members will receive ballots. Fred Fraas was elected to Senior Editor, Gordon Jones, Assistant Editor. All uncontested nominees were elected.

**REGATTA COMMITTEE:** Planning is under way but Dan LePage is sorely in need of help. He can't do this alone!

**R/C/ FESTIVAL:** The date of May 15 has been selected to coincide with a massive "Honor The Bay" event the purpose of which is to raise funds for the maintenance and improvement of Mission Bay. The current city budget for such has been decimated. More on this later but **KEEP THE DATE.**

**NEWS LETTER:** It was suggested that a "Masthead" be included listing meeting times and the listing of Flag Officers be included in each issue. This was acknowledged by Fred Fraas.

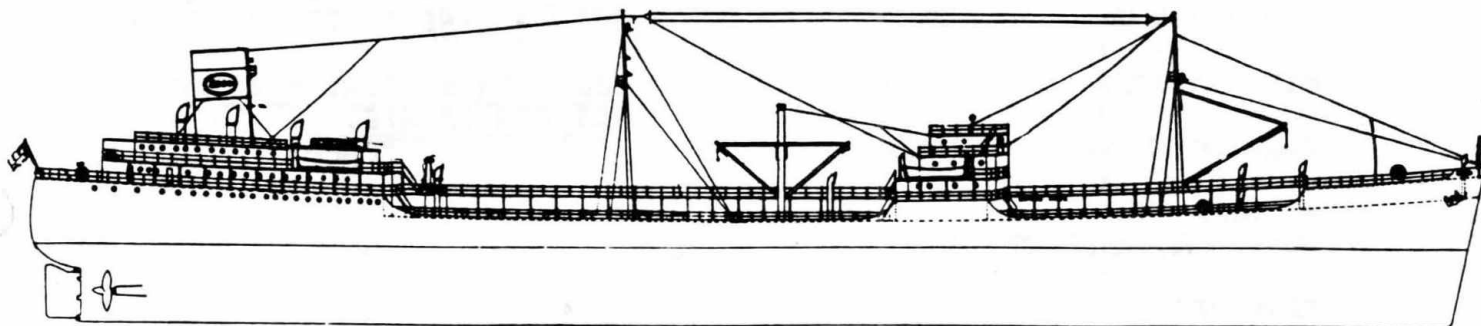
**OPERATIONAL GUIDELINES:** This previously published document was approved by voice vote and is now in effect.

**SD COUNTY MODEL ASSOC'N.:** Bob Crawford commented that the Guild is not getting minutes or other communications for the Association to which the Guild belongs. Phil Moore will check up to find the problem.

**APRIL MEETING:** "Knowing the Argonauts" will be the program. Representatives of the "other" group will be the program. We will learn how that club differs from the Guild in its structure and competitions

**PROGRAM:** Craig Arnold, Librarian of The Maritime Museum gave a well structured and fascinating history of The Star of India. Not all of us were aware that the Star was one of the earliest iron sailing ships and is now the oldest operational full rigged ship in existence. She had more than her share of mishaps, owners, assignments and problems during her life. Aside from her local affiliation, she has had a history that would make interesting reading. The library on the Berkeley deserves our perusal and use.

Bob Cornell, Sec'y. Pro Tem



T-3 U.S. Tanker (Twin Screw--circa 1939)



**Pappy's Boat Yard  
By D.M. "Pappy" LePage**

Good Day! shipmates...I have been asked, How did the Model Yacht Pond come to be? I will try to answer that question. It was designed by Mr. Allen of the City Engineering Department around 1947 for the purpose of model yachting. There was a lot of support for this from Mr. George Jessop and other prominent citizens of San Diego. The model boat pond was to be modeled like the Pond in Central Park, N.Y. , the Spreckels Lake Pond area in San Francisco and the Round Pond in London. The pond has been used by such noted personalities as Walt Disney and Al Wood to name a couple and for the testing of various special effects models i.e. "Tora, Tora" and other such films.

Usage of the Model Yacht Pond has been extremely popular and in 1974 the City created a tree ringed, grassy area where families can picnic and watch the model's operate in the pond.

Well here is another year and another regatta is coming up. The regatta will be the 19th and 20th June and I am now soliciting inputs for the regatta and volunteers. After you read the following and have any suggestions please write them down and send them to me for consideration by the regatta committee.

CLASS	CLASS INDEX		
	R/C	STATIC	
MILITARY, POWER*			
SUB'S SPECIAL CLASS			
JUNIOR	X	X	
CIVILIAN POWER*			
JUNIOR	X	X	
COMIC*			
JUNIOR	X	X	
MILITARY SAIL*			
JUNIOR			
CIVILIAN SAIL*		X	
JUNIOR	X	X	
TUG'S (Push/Pull competition)*			
JUNIOR	X		
LARGE, (26" AND UP)			JUNIOR
	X		
MED, (15" TO 25")			JUNIOR
	X		
SMALL, (14" AND DOWN)			JUNIOR
	X		
WORK BOATS*			
SALVAGE, FIRE, FISHING, ETC			JUNIOR
	X		
TUG PULL OFF			
JUNIOR			

(TUGS NOT WILLING TO PARTICIPATE IN PULLING EVENTS  
WILL BE GRADED AS WORK BOATS)

"(IF ANYONE IS INTERESTED -LEASE  
CONTACT THE REGATTA COMMODORE)"

(YOU HEARD OF TRACTOR PULL NOW HERE  
IS A TUG PULL.  
YOU WILL BE REQUIRED TO PULL A SLED  
A FIXED DISTANCE  
BEFORE IT SINKS IN THE FASTEST  
AMOUNT OF TIME WITH OUT  
GOING OUT OF BOUNDS! THIS WILL BE  
WITH A "REGATTA CLASS  
TUG BOAT". THE REGATTA COMMITTEE  
WILL SUPPLY YOU WITH THE  
DESIGN INFORMATION AND YOU CAN  
PURCHASE A HULL, SUPERSTRUCTURE  
MOTORS, AND PLANS WITH THE REST  
LEFT UP TO YOU. ALL MONEY'S  
MADE GO INTO THE REGATTA FUND.)

DISCLAIMER: THE SAN DIEGO SHIP  
MODELERS GUILD OR ANY OF ITS  
REPRESENTATIVES ARE NOT  
RESPONSIBLE FOR DAMAGED OR  
SUNK MODEL'S.

REGATTA COMMITTEE

Commodore: Dan "Pappy" LePage

Vice Commodore: Walt Briesse

Pond Captain: Norm Hiatt

Dave Manely

Publicity Captain: Bob O'Brian

Registration Captain:  
Mike Rivera

Judge Captain: Bob Crawford

Members at Large:  
Jim Hawkins.

IF ANY ONE IS INTERESTED IN A  
T-SHIRT, WITH CLUB LOGO,  
COST \$13.25. PLEASE CONTACT  
THE REGATTA COMMODORE WITH  
YOUR SIZE AND QUANTITY, LEAVE  
INFORMATION IN MODEL SHOP OR  
DROP A LINE TO THE MODEL SHOP.

LOOK FOR SPECIAL MAILING OF  
REGATTA UPDATE.

"PAPPY"

## MOLDING PLASTIC PARTS

### The Dave Manley Way

by Bill Kelly-Fleming

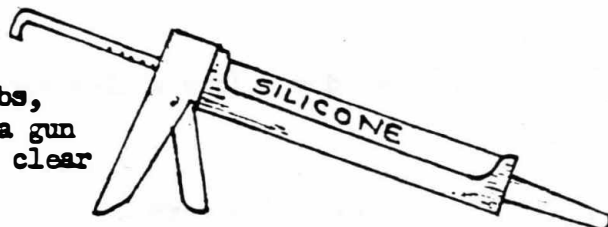
A few months ago Dave Manley showed us how he casts all his parts for his models. Here is a step by step presentation of his method. Dave says that if this does not work the first time, do not dispare, try again. Some times the parts will not come out right for various reasons. All of his SAN DIEGO was made using this process.

#### TO DO THIS YOU WILL NEED:

A prototype of the part desired.

Vaseline or similar petroleum jelly.

Silicone rubber used for sealing bathtubs, it comes in tubes and can be used with a gun designed for use in such purposes. The clear kind is best to use.



Casting or laminating resin. Finishing resin doesn't work as well.

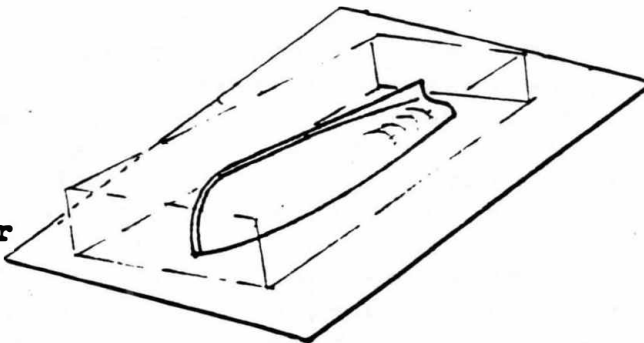
A piece of paper or cardboard to set the mold on.

#### STEP 1:

Obtain the prototype, either from an original part to be copied, or make it yourself.

#### STEP 2:

Put the prototype on a sheet of paper with the side not wanted down against the paper. A box could be built up around the part.

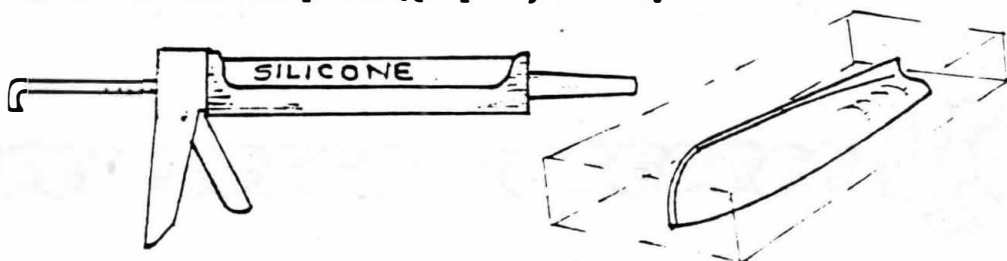


#### STEP 3:

Cover the prototype with Vaseline or similar substance to prevent adhesion to the mold.

#### STEP 4:

Smear silicone rubber all around the prototype part, totally covering the part.



**STEP 5**

Let the rubber dry. The thicker the coat, the longer it takes. A coat of 1/8" usually takes 5 days.

**STEP 6:**

Once dry, pop out the prototype. You now have the mold.

**STEP 7:**

Prepare the resin. If strength is desired, add fiberglass cloth or strands into the mold before pouring in the resin.

**STEP 8:**

Pour the resin into the mold. No vaseline is needed in this part of the process.

**STEP 9:**

Let dry. This will normally take about three hours.

**STEP 10:**

Pop out the part and finish off as needed.

---

SIZING WOOD STRIPS  
by Bob Cornell

Ineptitude is the Mother of desperation! With limited experience in building wood models requiring strips of wood that must be uniform in thickness I was making a mess of a strip decking job. The same would be true of planking. I reasoned, in my agony, that if those darn pieces were steel or brass I would simply mill or surface grind them to whatever thickness was needed. But with wood;-no way!

"Mother" peeked in the door. Dummy, she quipped in her usual superior tone, grind them to size with a drum sander! All you need is block of hardwood with a corner sawed out! This, I clamped to the drill press table close to a 2" diameter sanding drum. By adjusting the gap between the drum and the backing block I could sand the oversize strip to thickness, holding a tolerance of no more than + or -.002"! If I removed more than about 1/64" of material it required a second pass to get the desired dimension. The rough strips were pushed, then pulled through the "throat" at about 2 inches per second. An 80 grit drum gave me the finish I wanted for gluing. A drum of, say, 120 grit produced a very smooth surface.



from Bill Fleming

In the Shop Notes section:

I recently refurbished a container ship model in 1:100 scale for MAERSK Ship Lines. Two tips emerged.


ONE- Beware of using lacquer as an overcoat. Although this model was built as recently as 1985, and was kept well protected in a case away from sunlight, the overhead fluorescent lights had badly yellowed exposed surfaces. The bright light blue was a putrid blue-green, and the containers looked like they had been near a fire. While much of the freeboard area lacquer chipped off nicely with fresh X-acto blades, the lacquer had bonded with the metallic paint on the containers. TIP: avoid lacquers unless you know they will remain clear, and keep models out of fluorescent light.

TWO- The latter problem presented a challenge. All the containers were marked with the old "MAERSK" lettering and were originally applied by the German builder by spray paint and a stencil. I could not preserve the original lettering the lacquer problem was so bad. However, I lucked out! Proto-Power/A-Line in Irvine, CA, specializes in container train models in HO scale, including a full line of decals for containers. Among the lines they carry is MAERSK in both the old and new formats. The old style proved to be an exact match to what was on the model. It took ten sets of decals to do the whole starboard side of the model, but was my tail saved! Anyone who works on a containership in anything near HO scale should check them out. I wouldn't be surprized if Whistle Stop in Hillcrest doesn't carry some of the A-Line stock. They even make containers in 20', 40', 45' and 48' sizes.

\* \* \* \* \*


Greetings from cold, icy, snowy Boston. I am still alive and well. Although, I keep getting invitations that if I come back I can have my old Guild job(s) back, you guys are doing a good job. Besides, Aurora still has three years to go on her long academic program at Boston university, where she is doing very well. What I want to know is who out there talked?! The Nautical Research Guild has found me and now I am their manager!!! So if you ever have a problem regarding the Guild, or getting your JOURNAL, let me know. Meanwhile, in a scene reminiscent of the Orlop deck of the STAR, a trail whistle could be heard as I was elected as First Mate of the USS CONSTITUTION Model Shipwright Guild a few months ago!

Bill Fleming  
/redacted/



**N.S. SAVANNAH**  
*Overall Model Length 37", scale 1/16"=1'*

SAVANNAH was built as an experimental nuclear powered vessel for the U.S. Maritime Administration. She was a prototype of the ship of the future, capable of journeying around the globe several times without refueling. She is now berthed in Charleston, SC and is open to the general public. This kit is a departure from the normal in that both the hull and superstructure are pre-carved, and most all deck structures are already cast in final shape.



San Diego Ship Modelers Guild  
c/o Maritime Museum Assoc. of SD  
/Fa12DFa1/  
/Fa12DFa1/

San Diego Ship Modelers Guild  
Officers for 1993

Master	Bob Crawford /redacted/ or Jim Hawkins /redacted/ (to be determined)
First Mate	Ed White /redacted/
Purser	Bob Cornell /redacted/
Logkeeper/Secretary	Fred Fraas /redacted/
Newsletter Editors	Gordon Jones /redacted/
Steering Committee	Bob Wright /redacted/ Ed White /redacted/ Bob O'Brien /redacted/
Regatta Committee Chairman	Dan LePage /redacted/

Schedule of Activities:

Meetings --Third Thursday of the month  
7:00PM Social; 07:30PM Meeting

Static Workshops -- Every other Tuesday  
7:00 - 09:00PM aboard the  
ferryboat Berkeley.

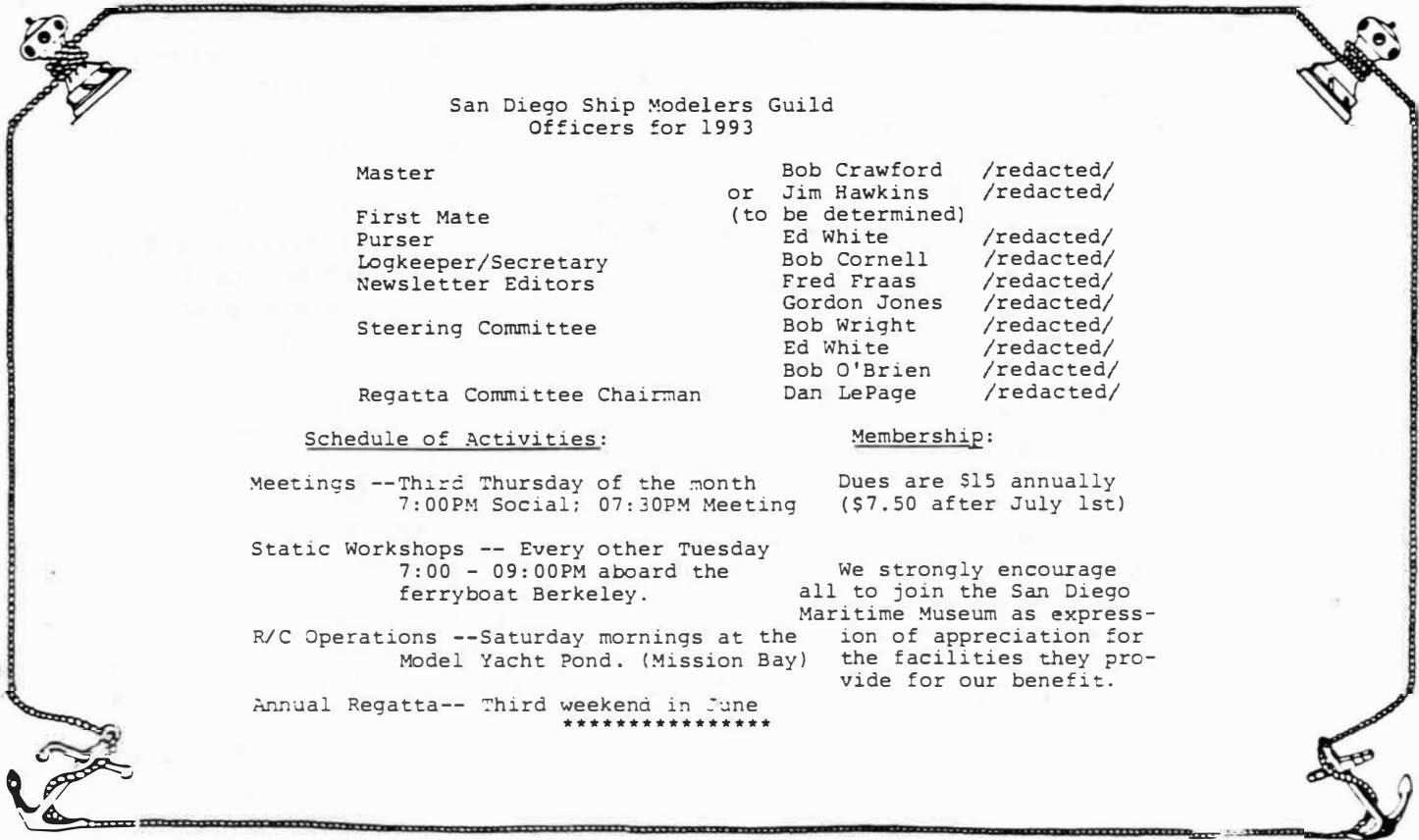
R/C Operations --Saturday mornings at the  
Model Yacht Pond. (Mission Bay)

Annual Regatta-- Third weekend in June  
\*\*\*\*\*

Membership:

Dues are \$15 annually  
(\$7.50 after July 1st)

We strongly encourage  
all to join the San Diego  
Maritime Museum as express-  
ion of appreciation for  
the facilities they pro-  
vide for our benefit.








# San Diego Ship Modelers' Guild

1306 N. Harbor Drive

San Diego, CA 92101



1993 Run-off Election

OFFICIAL BALLOT

\_\_\_\_\_ Bob Crawford

\_\_\_\_\_ Jim Hawkins

Editors Note: Your vote really does count. Ballots not returned in last month's newsletter probably would have precluded having this run-off election. THANKS AGAIN for your time and effort.