



San Diego Ship Modelers' Guild

P.O. BOX 6725, SAN DIEGO, CA. 92106

Volume 12

November 1987

Number 11



NOVEMBER MEETING

November 20, 1987

7:30 p.m. Social Time

8:00 p.m. Meeting

STAR OF INDIA - Orlop Deck

** WEST COAST SHIP MODELER CONFERENCE PROPOSED **

A conference or seminar for ship modelers is being proposed for the first weekend of February of 1989. It would be hosted by our Guild and the San Diego Maritime Museum, and co-sponsors would be several of the model shipcraft guilds of the West Coast. A major West Coast static ship model exhibition may be combined with the event.

Among possible activities put on the table to date include:

Special Events

- Sail handling demo - STAR
- Tour of Museum
- Whale watch trip on a schooner
- Banquet
- Steam engine demo - MEDEA

Seminars, Workshops, etc

- Techniques Roundtable - major
- Major presentations on ship modeling techniques/research
- Vendor displays and presentations
- R/C workshop on standards for Regattas
- Special workshop on period and/or West coast ships

An executive committee will be formed soon to work on plans. This committee will include representatives of the Museum, our Guild and other Guild officers. In addition we anticipate the following committees will need to be formed to report to the Executive Committee:

- | | |
|--------------------------------------|--------------|
| • Arrangements & Facilities | • Publicity |
| • Program-Workshops & Special Events | • Exhibition |
| • Registration & Hospitality | • Vendors |

I WANT TO HELP

I am interested in serving on the following committee(s) _____

I would consider chairing a committee.

Please give this form to Guild Master Bill Kelly-Fleming ASAP. Thank you



BY BILL KELLY-FLEMING

I've picked up quite a few sightings, signals and other observations from my perch so this will be a newsy column this month.

Local Boy Publishes - Phil Matson has had an excellent 2-part article in MODEL SHIP BUILDER on putting a ship in a vertical bottle, or into bottles upside down. Look for it in the Sept-Oct and Nov-Dec issues.

GEARING D D PARTS - At a recent meeting Dick Johnson purchased a hull for a 1/2" Gearing class destroyer. Someone piped up, "I have fittings if anyone takes the hull." Neither Dick nor I remember who said that, so whoever you are speak up again.

Dial 444-6554 on your telephone and speak up to Dick directly!
REQUEST FOR FORMULAS & TABLES -- Do you have a formula for

anything pertaining to models, such as calculating rugging size, mast size, scale speed, mixing ratios, etc???? If so please submit it/them to your editor or Tim Petitt and we will put these together for a future article (or perhaps a booklet).

L.A PARADE OF (MODEL) LIGHTS -- We have received an invitation to join Maritime Modelers for the annual Parade of Lights at Heritage Park in Cerritos on Saturday, December 5th form 4-6 p.m. I have entry forms. Sorry guys, no judging in this one.

MODEL BOAT YARD CLOSURES --From R/c skippers we have word that Jerry Siler has decided to close the doors of the Model Boat Yard on December 30th. Until then he is selling stock on hand at cost.

ANNUAL OREGON SHOW/COMPETITION -- Nautical Society of Oregon will hold their annual show and competition February 27-28 at the World Forestry Center in Portland, OR. I have entry forms and information, or write: Mr. Ralph Jacobson, 8534 N.E. Fremont, Portland, OR, 97220. Phone: (503)255-3903.

CORRECTION/UPDATE -- To the cruise ship schedule. BERMUDA STAR will be in November 13, not the 14th. POLARIS has been added to the schedule on January 17, 27, February 2, 20 and March 17. Our regular, the AZURE SEAS, will skip several Tuesdays in late December and early January, and will come in on two Saturdays, December 26 and January 2, instead.

There is a new and bigger Catamaran to Catalina that began service November 6th. Meanwhile, EXECUTIVE EXPLORER is yet to arrive.



Forty-Two were present for our "TIPS NIGHT" and auction. After a very brief business meeting we turned to our featured items. Thank you, again, Tim Petitt for taking the following notes for our Log.

SHOW and TELL

- Dan LePage - brought his 1/96 scale RC model of the FFG-19 class GEORGE PHILLIPS. This model is built from a fiberglass hull and scratch built superstructure. Dan is using .030 and .020 styrene construction to keep the top side weight minimized and the model is 25% complete.
- Norm Haitt - is scratch building a 1/50 scale of a paddle wheeler the NIERRIVILLE of unknown origin. The model is 75% complete, and made of door skin, aircraft ply, plastic, pine and paper materials.
- Doug McFarland - HOTSPUR is sailing forward with ratlines complete and yarding underway.
- Mike Rivera - the "miniature man" is experimenting with an operational steam boiler $\frac{1}{2}$ "x1" made of brass and stainless. If it works Mike is will build a boat to fit it.
- Dan Herrscher - brought his $1\frac{1}{2}$ "=1' scratchbuilt 1880's stern launch made from mahogany, redwood and pine. Dan is 50% complete after only two weeks and will test run this weekend.
- Gordon Jones - shared his plans for the schooner WAWONA of Seattle, and the 1941 vintage PRESIDENT PIERCE of the Alaska Packers.

PROGRAM NOTES FROM THE OCTOBER MEETING transcribed by Tim Petitt

TIPS FROM THE CREW


- Screw type earrings are great for micro clamps.
- Flat type speaker magnets can be used to hold small metal parts while working on them.
- Pinking shears can be used to cut stair case profile supports from light plastic (providing they are not your spouses best/only pair, as as this will ruin them for cutting fabric! ed note)
- Lubricate your running gear with easy to use teflon spray lube from your local bike shop.
- Pattern transfers can be accomplished easily using a steam iron applied to the back side of your photocopied pattern while laid on the wood part to be cut out.
- Patterns can be enlarged by taking a 35mm slide of the part and then projecting it onto a wall for tracing.
- Clear plastic rulers with multiple scales are handy for cut length measurements.
- Plastic calipers are inexpensive and meet the accuracy needs of most modelers.
- Proportional dividers are excellent for converting scales and especially handy when used at a 2:1 ratio for drafting center points.

- Chart Pak drafting tape is great for boot topping and can be water proofed with crazy glue. Auto pin stripping can also be used for multiple color applications.
 - Dry transfer boo-boos can be removed with masking tape.
 - Dull coat can be used to even out luster of decals.
 - Prevent yellowing of clear coat by paying close attention to temperature and humidity when spraying.
 - Protect metal ship fittings by using thinned Rustoleum as a coating.
- A custom radio holder can be built easily to fit your belly, your radio and is held in place with neck straps.
 - Recommendation was made to research you model before building, this can enhance its acceptance when judged.
 - Bob Crawford invited all to make use of the modeling catalogues kept in the Museum's Model Shop.

From the British publication NEW SCIENTIST by way of George Kaiser and the newsletter of the U.S.S. CONSTITUTION Model Shipwright Guild of Boston, we bring you this article that should be heeded:

"Dust from hardwoods is believed to be responsible for a large portion of the deaths in Britian each year form nasal cancer. High Wycombe, the center of the British wooden furniture industry, has had a high incidence of nasal cancer for many years. Scientists on the Advisory Committee on Toxic Substances recommended that an old and ill-observed limit for wood dust in the air of 5 milligrams per cubic meter be converted to a legal maximum. The commission has formally adopted this new limit."

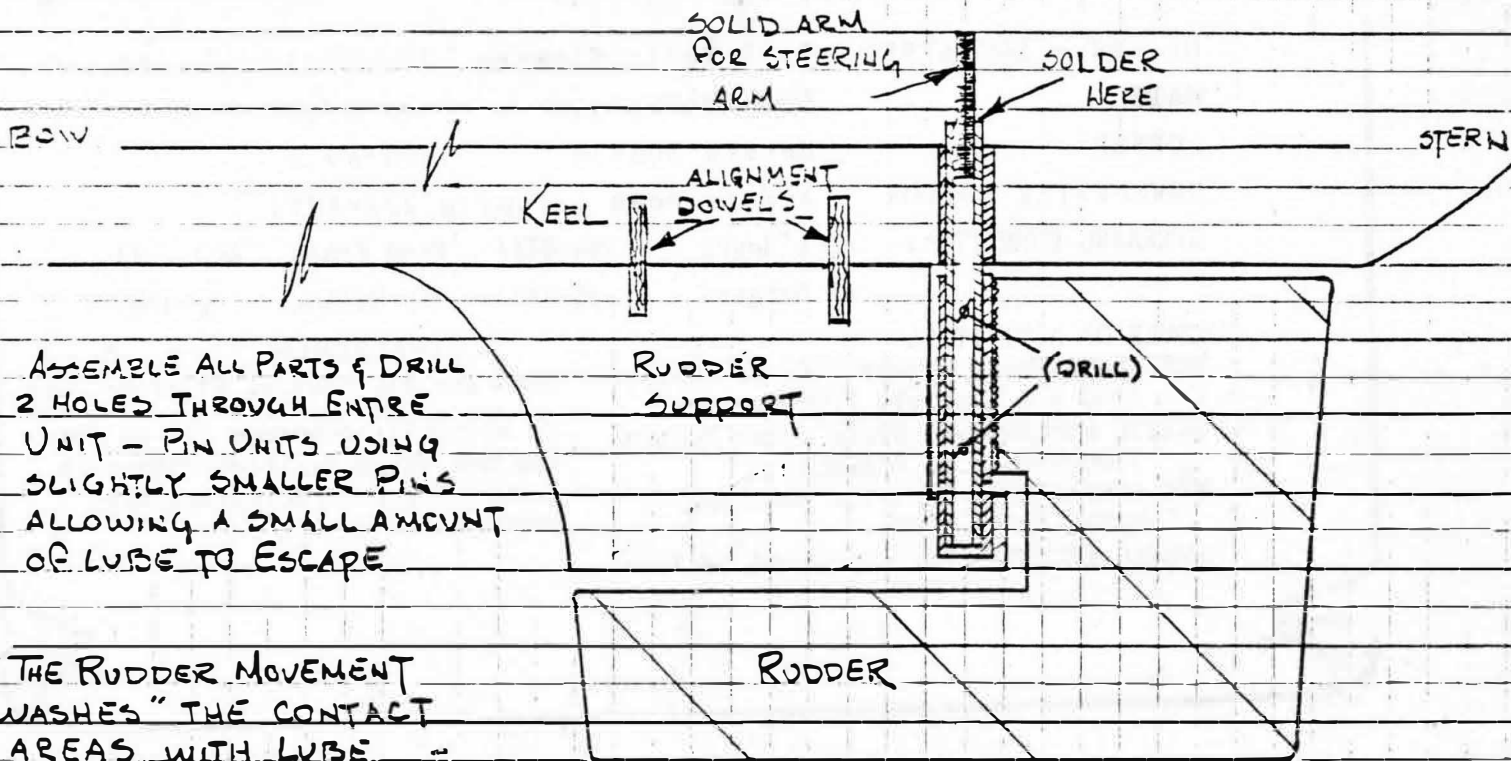
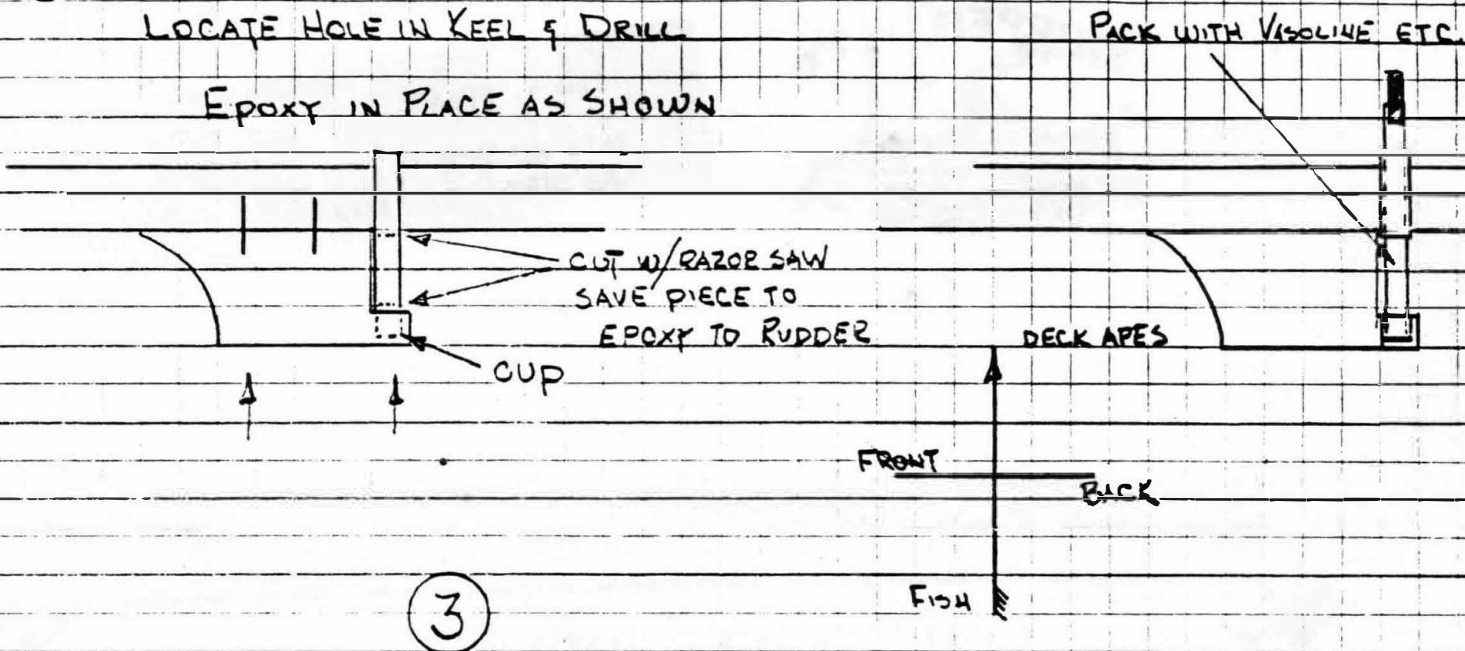
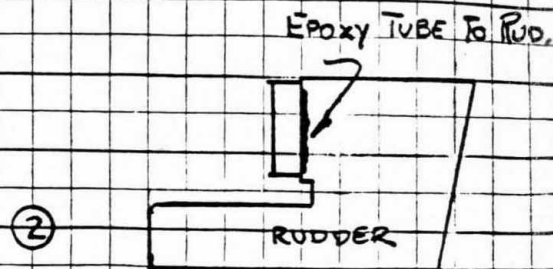
We advise that all modelers use at least the relatively inexpensive dust masks when sanding or using dust generating tools such as power saws, routers, etc. The pressed-paper throw-away masks or the more effective ones that utilize a washable and replaceable foam filter are efficient for use in filtering dust, but if you are using spray paints or other volatiles, you need a professional quality rubber mask that is equipped with replaceable micropore/charcoal filter cartridges. By the way, if you are bearded, as I am, the lightweight masks do NOT fit tight enough to provide a good seal to the face. Use a professional mask if you weak a beard.



SELF LUBE RUDDER ASSEMBLY

SHOP TIP FROM THE "ASIATIC" STATION

- ① ALIGN RUDDER SUPPORT TO SHIP
- DRILL RUDDER SUPPORT FOR CUP
- LOCATE HOLE IN KEEL & DRILL
- EPOXY IN PLACE AS SHOWN



SAN DIEGO SHIP MODELERS' GUILD
Bill Kelly-Fleming, Logkeeper
/redacted/



FRED V. FRAAS /

redacted/

SAN DIEGO SHIP MODELER'S GUILD
OFFICERS FOR 1987

MASTER - LOGKEEPER	Bill Kelly-Fleming /redacted/
MATE	Doug McFarland /redacted/
PURSER	Herman Boehme /redacted/
NEWSLETTER EDITOR	Aurora Joan Selenian /redacted/
STEERING COMMITTEE:	Al L'Heureux /redacted/ Fred Fraas /redacted/ Al Berger /redacted/ Roy Nilson /redacted/

SCHEDULE OF ACTIVITIES

MEETINGS: Third Friday STAR OF INDIA
7:30 p.m. social, 8:00 meeting
STATIC WORKSHOPS: Every other Tuesday
7:00-9:00 p.m. BERKELEY
R/C OPERATIONS: Saturday mornings
MODEL YACHT POND
ANNUAL REGATTA: Third weekend in June

MEMBERSHIP

Dues are \$10 yearly, \$5 after July
We strongly encourage all to join
the San Diego Maritime Museum in
return for the facilities they
provide for us.