



San Diego Ship Modelers' Guild

P.O. BOX 6725, SAN DIEGO, CA. 92106

VOLUME 10 NUMBER 10

OCTOBER 1986

МНОПРСТУФХ ЦЪЫЬЭЮЯ

NOVEMBER						
S	M	T	W	T	F	S
						1
2	3	4	5	6	7	8
9	10	11	12	13	14	15
16	17	18	19	20	21	22
23	24	25	26	27	28	29
30						

For the lack of a better headline I thought I would print the rest of the Russian alphabet. It's tough to say your ABCs in that language.

Did you know that our model in a bottle member Vic Crosby has been build-models for over 50 years. Vic is known nationally and internationally for his excellent work. I found out recently that he has donated about 160 of these prize models in-a bottle to the Maritime Museum....valued at \$200,000. Some of us are fortunate enough to own one of these one of a type. Look close at Vic's models for unbelievable detail. Some of Vic's work were on display in Japan a few years back when he was invited to a world showing of the boats in-a bottle organization. His models are also displayed in other museums in this country. If ever visiting the San Diego Aerospace museum be on the look out for some of his airplane models in a bottle...hats off to you Vic.

Bob Crawford says he will in the future be at the model shop on the 3rd Sat of the month (following our meeting night) where Guild members can come down to work....use saws, drillpress etc. He is also trying to work out a schedule for the museums library to be open on a Saturday for use by Guild members who would like to research their projects...plenty of books, plans and pictures. Bob will be in the model shop on Saturday the 18th for those of you who missed the last training session. Lets be there...could be future "PERKS" for those that get involved. I should have included this above with the tools info....Bob says available machinery includes 12" planer, 12" band saw, 24" band saw, 10" table saw and brazing equipment.

Had a call from a future member, Mark McClure who has a Spitfire, an ME 109, (these are airplanes you boatniks) Futaba 4 ch, other gas engines and a ni-cad charger. If interested call him at /redacted/.


Lets welcome 3 new members who joined last meeting...Philip MATTSON, Tom WELLS and Bob CRAWFORD...Bob was with the Guild almost from the start but slipped out for a few years...good to see you back.

NAME plates for all those who ordered will be available at the meeting on Friday.

Did you know that San Bernadino County, Ca. is 16 times larger than The State of RHODE ISLAND.

SHOW & TELL

by Nilson



"HE'S ANOTHER ARMCHAIR BOAT MODELER."



BY BILL KELLY-FLEMING

Sorry I missed last months meeting....I was attending the North American Maritime Ministry Confrence in the Great Lakes area. 150 Port Chaplins and assistants were in attendance. (Bet that was some bash) ed note.

Now of to Boston for an interview in that city. I was in and out in about 40 hours and stil suffer from jet lag.

I did manage to attend the U S Constitution Shipwright Guild meeting...will tel you more about this at the next meeting. I missed the Nautical Research Guild's meet, however I heard over 200 were in atendance and all had an excellent time. Some of the top ship modelers put on "how to" deminstrations which were well excepted.

Have info on an up comming R/C and static show to be held by the Maritime modelers of Los Angeles on Nov 22 and 23 at the L.A. Maritimt museum in San Pedro. More info can be had by calling Jim Cummings at (213) 377 1779 or writ to him at 26841 Basswood Ave, Rancho Palos Verdes Ca, 90274.

Water front shipping has dropped of with only 3 ships stopping at San Diego in October. Usualy at least 10 ships a month arrive at the Port.

The topsail schooner "CALIFORNIAN" will arrive on about Oct 15 th to help celebrate the 75 th birthday of the City of Chula Vista on October 17.

It will tie up at the Chula Vista Marina at the foot of "J" Street and I understand they will allow visitors to board an d look the craft over. Unconfrimed reports indicate that Chula Vista will be one of three home ports for this vessel.

If all of the above dos'nt look like Bill's usual good grammar, spelling or typing is because it's not....your editor took this info over the tele- phone as Bill has been to busy to do his normal logkeepers chore. I find that not only dose my typewriter spell wrong, but so dose my pencil.

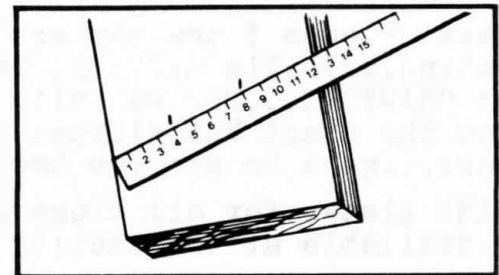
I should have told you on the front page that the next meeting will feature swap nite... trade...sell and share plans etc....in other words anything goes...well almost anything.

Close to Home

THE NAVY'S NEWEST guided missile frigate, the Reuben James, was commissioned at a shipyard in San Pedro: Eleven special guests attending the ceremony were among 45 men who survived out of a crew of 147 when the first Reuben James was torpedoed off Iceland on Oct. 31, 1941. It was the first U.S. naval vessel sunk in World War II — five weeks before Pearl Harbor. A relic of World War I, the first Reuben James had been recommissioned for "neutrality patrol" and was escorting a convoy at the time. "She was named after a hero from the Barbary Wars, you know," said former fireman second class R.J. Carr, one of the 11 special guests. "He kept his officer ... from being killed by a Barbary pirate. Risked his life to take a cutlass stroke."

HANDY HINT!

To divide a board or any other material into equal pieces without complicated calculations, follow this trick. Just angle the rule until you come to a number easily divisible by the number of pieces you wish to cut, and then mark the divisions. For



example to divide an 11½" board into thirds, move the rule until the end reads 12", which is easily divisible by 3, mark the board at 4" and 8" as shown.

IT STARTED WITH AN IDEA

Our Pulitzer Prize winning EDITOR suggested I write a short history on how the San Diego Ship Modeler's Guild started. (Roy-put the gun away so I can lower my hands!)

Away back in 1962, I started to volunteer my weekends on the restoration of the Star Of India. At one time, my father-in-law was one of the San Diego harbor pilots. At family dinners I was the only non-nautical follow there.

The work was tough, dirty but satisfying. Capt. Ken Reynard was in charge. He was a hard worker and seemed to be on board seven days a week. I stayed with this work of and on for nearly six years..long after the ship was open to the public.

During the time I bought a Model Shipways Kit of the "Volante) for the hugh sum of \$21.00. A fellow by the name of Al Holly, who sold me the kit, urged me to start on the model. Once I did there was no stoppingme! Who needs Drugs! (some do when they get to the rigging. ed note) When it came to the rigging I was not sure of myself. Al said most guys don't have the patience to work the rigging. That was all I needed to complete the model.

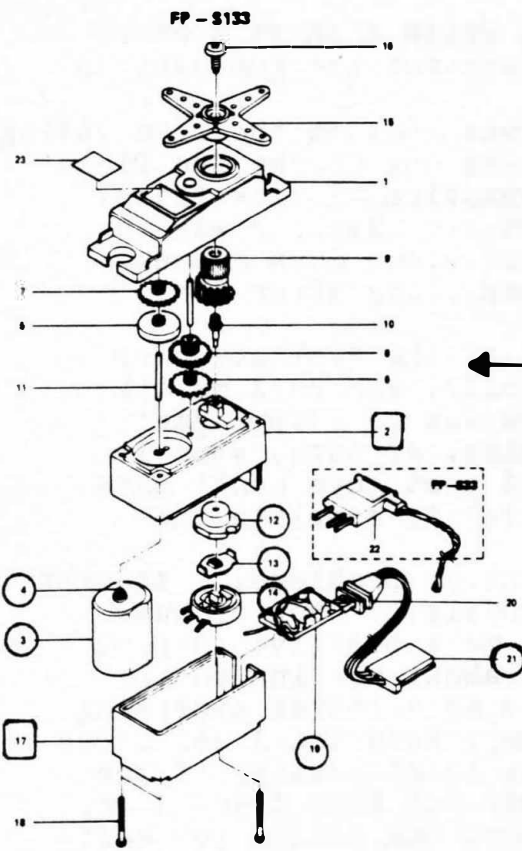
While working on the "Volante" I had construction problems. I thought that there must be other fellows in town who build models. I knew of Russ Merrill who had the hobby shop in Hillcrest. He gave me a positive response when I suggest a club. I next talked to Capt Reynard about meeting on the "STAR" and he though it was a good idea and even gave me a letter approving the club. The first meeting had five fellows attending, Russ and I and three others. This was about September 1971. We meet on the fourth Friday of the month in the after cabin on the Star. The Berekley was not here then. I was Chairman and Russ was secretary-treasure. The dues were one dollar per meeting. The format was about what it is now except I would have guest speakers at times. One month we were able to visit John Washington's home to see his museum quality models. About a year or so after the club started, I was divorced and moved aboard as a full time ticketman and night watchman. I found talking to a number of static modelers that they are not joiners, they are happy building their models and not wanting to share.

The club took a turn for the better when the radio control fellows like Al L'Heureux started to attend. Bill Benson came in with his valuable help. In 1975 Russ passed away. In 1976 Bill Benson was voted in as chairman. Since then the Guild has grown! I'm pleased to see that the basic purpose of helping each other with modeling is still strong. I am grateful to follows like Roy and Al for their help with my modeling problems. Multiply this exchange with others and the Guild should continue to grow.

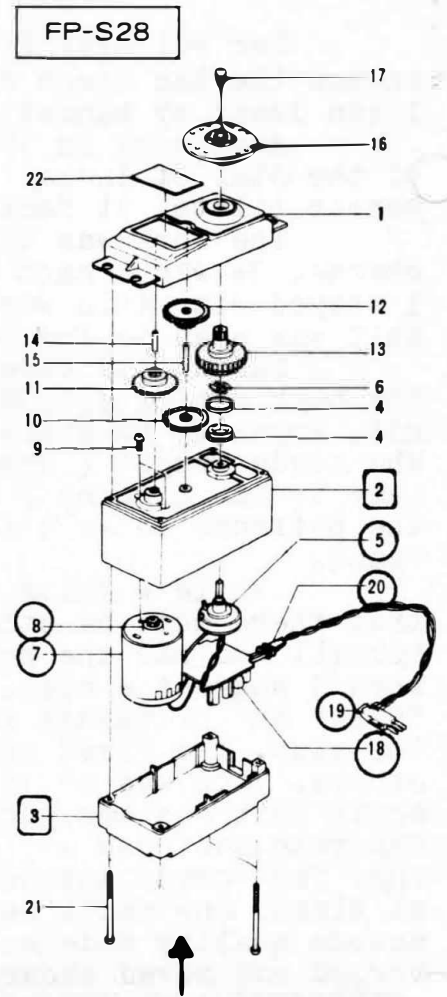
Bob Wright
7-15-86

There you have it...the early history of the Guild by the guy who started this fine mess. Below is a fairly accurate list of officers since the begining.

YEAR	REGATTA COMMCDCRE	MASTER	MATE	PURSER	LOCKEEPER	EDITOR
1986	O'BRIEN	McFARLAND	KELLY-FLEMING	BOEHME	KELLY-FLEMING	NILSON
1985	McFARLAND	NILSON	FRAAS	FRAAS	KELLY-FLEMING	NILSON
1984	L'HEUREUX	NILSON	FRAAS	FRAAS	KELLY-FLEMING	NILSON
1983	FRAAS/NILSON	FRAAS	NILSON	NILSON	KELLY-FLEMING	KELLY-FLEMING
1982	OLIVER	WOODARD	CRAWFORD	L'HEUREUX	CRAWFORD	KELLY-FLEMING
1981	WOODARD	WOODARD	McFARLAND		KELLY-FLEMING	KELLY-FLEMING
1980	WOODARD	McFARLAND	L'HEUREUX	CRAWFORD	CRAWFORD	CRAWFORD
1979	CRAWFORD	BENSON	McFARLAND	SMITH (DAVE)	FRAAS	FRAAS
1978	L'HEUREUX	McFARLAND		BECKER	FRAAS	FRAAS
1977		BENSON		BECKER	FRAAS	FRAAS
1976		BENSON				
1975		WRIGHT				
1974		WRIGHT				
1973		WRIGHT				
1972		WRIGHT				
1971		WRIGHT				



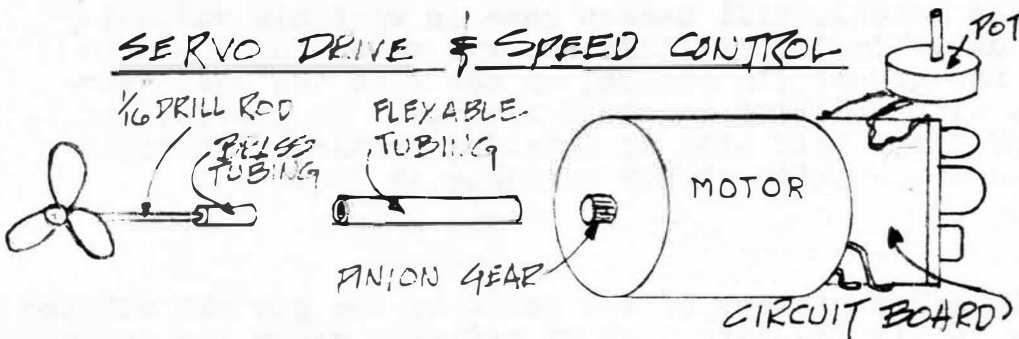
No.	Part Name	Code No.
1	Upper case	805850
2	Middle case	805860
3	Motor	S91241
4	Motor pinion	802781
5	1st gear	802782
6	2nd gear	802783
7	3rd gear	802784
8	4th gear	802785
9	Final gear	802786
10	Output shaft	805880
11	Intermediate shaft	804285
12	VR joint	805872
13	VR drive plate	805626
14	Potentiometer	i39600
15	Splined horn F	S01241
16	S33 Horn mounting screw	J55171
17	Bottom case	805870
18	S33 case mounting screw	S40070
19	Printed wiring board	AS1259
20	Gromment	S90045
21	S133 3PC cord 170	AT2213
22	S33 3PC cord 170	AS2025
23	S33 Nameplate	S60121
	S133 Name plate	S60122



FUTABA CORPORATION OF AMERICA

555 West Victoria Street Compton, California 90220 U. S. A.
 Phone : (213) 537-9610 Telex : 23-0691227 Facsimile : 213-637-8529

SERVO DRIVE & SPEED CONTROL



No.	Part Name	Part No.
1.	Upper case	
2.	Middle case	FCS-28
3.	Bottom case	
4.	Metal bearing	SO4134
5.	Potentiometer	i39995
6.	Potentiometer drive plate	SO2753
7.	Motor	S91212
8.	Motor pinion	SO2461
9.	Screw 2 x 3	J50002
10.	1st gear	
11.	2nd gear	FGS-28
12.	3rd gear	
13.	Final gear	
14.	Intermediate shaft	SO2495
15.	2nd shaft	SO2494
16.	Servo horn D	FSH-6W
17.	Binding head tapping screw 2.6 x 8	FSH-41
18.	Printed wiring board	AS1202
19.	S 28 with 3PC cord	FPC-3M
20.	w/gun bush	S90045
21.	Pan head truss screw	J50400
22.	Nameplate	S80700

Circled numbers indicate parts needed for servo drive unit and speed control. Servos that I converted were of the S28 type which came apart with no problem. The flex tubing used for connecting shaft to pinion gear should be a press fit at both ends. Try to keep electronics parts as high as possible to insure dry conditions.

Dave Wick and Loren Perry have miniature powered boats with the above set-up for a number of years...no reason you can't also. Check with McFarland and Bob Ellor, our electronic experts and also with Phil Glaser, Joe Bompensiero and Roger Smith who have operating models with the above power.

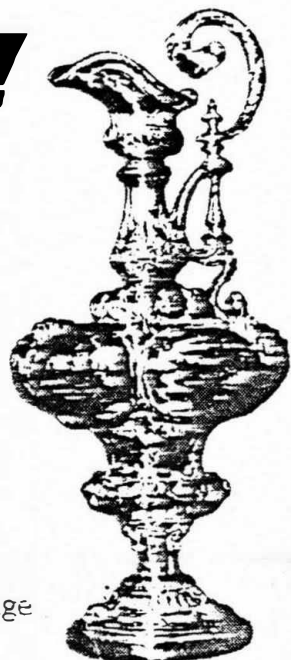
Save all gears from the servo as they could be used in making deck machinery or maybe turning radar antennas.



This info comes from Bob Debow of the
SAN DIEGO ARGONAUTS

so remember the pond is closed to us on
Dec. 13 th. Mark this on your pond
schedule.

Bring the CUP Home!



AMERICA'S CUP CHALLENGE 1986
Radio Control Sailboat Regatta for the Heron 12 and
New Cup Racer from AG Industries

The excitement of real sailing brought to life with AG's Radio
Control Cup Racer Yacht.

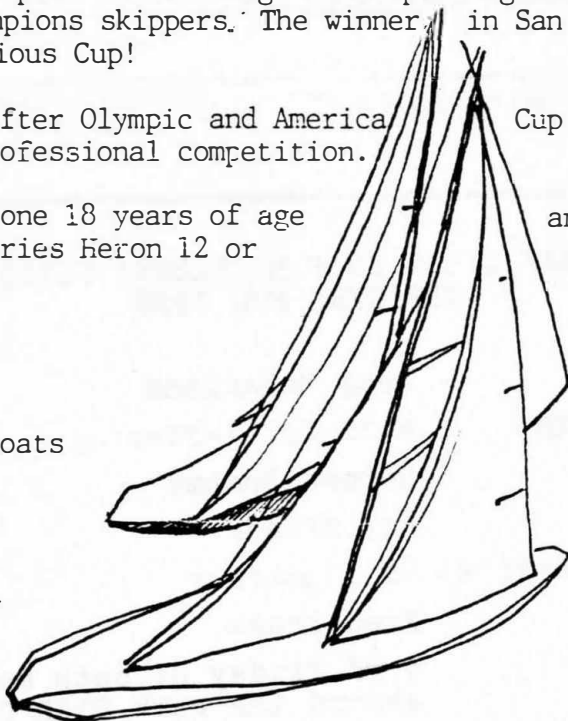
AG is hosting the first international radio control Heron 12 and
Cup Racer regatta, in December at Mission Bay, San Diego,
California. Winners from three United States regional competitions
will be flown all expenses paid to San Diego to compete against
Japanese and European champions skippers. The winner in San Diego
will take home the prestigious Cup!

Racing course is modeled after Olympic and America's Cup Challenge
courses to authenticate professional competition.

Competition is open to anyone 18 years of age
competing with AG Industries Heron 12 or
models.

USA Racing Sites:

1. Seattle, Washington
The Center for Wooden Boats
Lake Union
July 5th
2. Newport, Rhode Island
International Boat Show
September 6th and 7th
3. New York City, N.Y.
New York Central Park
October
4. San Diego, California
Regional races and International Finals
Mission Bay
December 13th, SATURDAY



and older,
Cup Racer

AG Industries
3832 148th Avenue N.E.
Redmond, Washington 98052
(206) 885-4599

December 13th, SATURDAY 10 AM START TIME ←

Join the fun! Contact AG Industries today and be placed on our newsletter,
The Racing Register.

SAN DIEGO SHIP MODELERS' GUILD
BILL KELLY-FLEMING
/redacted/



Fred Fraas
/redacted/

SAN DIEGO SHIP MODELERS' GUILD
OFFICERS FOR 1986

MASTER	Doug McFarland	/redacted/
MATE/LOGKEEPER	Bill Kelly-Fleming	/redacted/
PURSER	Herman Boehme	/redacted/
EDITOR	Roy Nilson	/redacted/
STEERING COMMITTEE	Al L'Heureux	/redacted/
	Fred Fraas	/redacted/

MEETINGS: 3 rd Friday of each month, 8:00 P.M.
aboard the bark STAR OF INDIA on the
Orlop Deck.

MEMBERSHIP: Dues are \$10.00 yearly. After July
the dues are $\frac{1}{2}$ for the rest of the
year. We highly encourage all to
join the S.D. Maritime Museum.

