



San Diego Ship Modelers' Guild

P.O. BOX 6725, SAN DIEGO, CA. 92106

VOLUME 10 NUMBER 6

JUNE 1986

REGATTA



June 21 st. is a week away, so jump into the old buggy, pack the wife and kids and don't forget your boat as you motor over to our regatta at the model yacht pond.

Commodore Bob O'brien has been working overtime in preparation for the upcoming event. Bob has a number of gift certificates he received from the model trade (see next issue for list) for give aways at our meet.

| JULY | | | | | | |
|------|----|----|----|----|----|----|
| S | M | T | W | T | F | S |
| | | 1 | 2 | 3 | 4 | 5 |
| 6 | 7 | 8 | 9 | 10 | 11 | 12 |
| 13 | 14 | 15 | 16 | 17 | 18 | 19 |
| 20 | 21 | 22 | 23 | 24 | 25 | ● |
| 27 | 28 | 29 | 30 | 31 | | |

The Commodore (Bob) has also built and donated some can bouys, painted international orange. These 3" PVC will be easy to see as you run your vessel thru the course. When Bob was standing in the water beside the bouys, I couldn't help but notice that his legs appeared to be about the same diameter.

Help will be needed in setting up in the morning....so if you can help please be on deck at 0700 hours.

Any of you who would like demonstrate ship model building for the benefit of spectators please come forward...this was well received at past regattas.

Vacation Village Hotel is looking forward to the night (lights) run in their lagoon offering free libation tickets to those participating.

P M Magazine visited with us at the pond on Wed, June 11th to tape us for airing on Friday the 20th, channel 8 at 7.00 PM. That should bring out a large crowd of spectators...so you better come early for parking.

As in the past the Guild supplies the Bar-B-Q grill and the brickettes, you supply the meat for your gang and bring a side dish (salad, pie, cookies etc) to share with others. Also don't forget a cooler for soft drinks as nothing is available close by.

The Bar-B-Q starts about 5:30pm and is usually over in time for the night run.

Vic Crosby, our "Model in-a Bottle" builder has donated another large collection of full bottles to the Maritime Museum. More details will be forth coming as soon as I can contact Vic...he must be up North somewhere.

Fraas and Crawford delivered the six models built for an ocean survey co....this was a commission that Bill Benson didn't finish do to sick call.

SHOW & TELL

by Nilson



"FRED ALWAYS WEARS A HELMET WHEN HE RIDES HIS MOTORCYCLE!"





BY BILL KELLY-FLEMING

Sing hearty Mates! On Saturday, July 12 the Smithsonian Associates are sponsoring "Songs of the Tall Ships," a three hour seminar with Jeff Warner. A record of shanties and reading material are included in the \$25 fee. Smithsonian members have first priority with first-come first serve for the public. Call the San Diego Historical Society 232-6203 or Smithsonian National Associates Lecture & Seminar Program (202) 357-1350 for ticket availability and more information.

The Indonesian Barquentine DARAWUCI will stop in San Deigo in August.

Want to create offsets on your Macintosh computer? For a mere \$1,950 you can get MACSURF Marine hull design program.



Master Doug McFarland opened the meeting aboard the BERKELEY by reading the following note:

3/4/86

Dear "Modelers"

What a wonderful group of people!


The sharing of your talents and creativity brought a warm and true bond between all of you. Bill enjoyed the association of very much.

It was nice to be a part of that bond. We had such fun meeting sociually with you through the years.

Thank you for the model with the signature sails. What a wonderful idea! Thank you also for the beautiful bouquet of flowers and most of all your warmth and kindness.

Love, Bunny Benson

The Rev. Bill Kelly-Fleming offered a prayer for our friend, Bill Benson. Doug moved and the Guild unanimously passed a resolution declaring Ann Merrill and Bunny Benson Life Members of the Guild. [Ann Merrill is the widow of Guild founder Russ Merrill.]



cont. from page 1

A few members suggested that our June meeting be as short as possible due to early rising the next morning for regatta work..agood idea.

Mike Rivera will postpone his slide show and talk on the miniture city in Denmark. Since the July meeting is the Guild birthday party with mix and mingle there will be little time to do justice to Mike's subject...so he will tell us about the model village at the August meeting.

If you should have an extra copy of PACIFIC TUG BOATS by Gordon Newell and Joe Williamson, or know where to get one please contact our member from Canada Bob Wormald or call me (Nilson) and I will forward the info.

Cont. from page 2

SPEAKER

Bob Crawford will be supervising the shop in the BERKELEY now and gave an informal presentation. He gave a brief history of the GRAY WHALE SHIP SHOP which closed in 1981 as the Museum shop was developed. Bob was Bill Benson's partner at the Gray Whale. Bob is seeking input from the Guild for the use of the shop and for Guild involvement. Ideas were suggested for possible memorials for Bill which could be passed on to the Museum. Some discussion centered on the return of a static show at the Musuem. One idea was to combine it with the Regatta (next year) with pond runs on Saturday and static on the BERKELEY on SUn day. The Guild also seemed responsive to a series of classes or one-day seminar.

The meeting recessed to mix and mingle and viewing of model displays and model shop on BERKELEY.

Twenty-eight of us were briefed by Commadore Bob O'Brien on the Regatta progress. Two guests, Mark Cox and Tom Wells were welcomed. The Logkeeper gave a news update form other clubs and from around the harbor.

SHOW AND TELL:

Tom Wells - 25" Tugboat from Midwest kit for steam powered radio control. Model is of wooden tug built during WWII. Tom came looking for advice on fiberglassing.

Mike Pettitt - AMERICAN ENTERPRISE, an offshore re-supply vessel from Dumas kit in $\frac{1}{2}$ " = 1' scale. To be remote controlled. Mike used Monokote covering his deck. The cabins are being built and engines installed at this point with a goal of being ready for the regatta. In a question about gearing down for radar, it was pointed out that Industrial Liquidators in Kearny Mesa has all kinds of motor gears. Also Gateway Electronics on Convoy across from West Coast Hobbies has motors and gears.

Bill Paylor - Shipyard plans in 1/4" for MISSOURI

Albert L'hereux - life boat masters for PACIFIC PRINCESS boats made by Dave Manley.

Mike Rivera - Two books from Seabreeze Books: SMALL YACHTS and COLONIAL SCHOONERS.

Doug Smay - Plans and photos of BM-10, a gunboat which had spent time in San Diego. Plans drawn and signed 1898.

Doug McFarland - Disaster struck his HOTSPUR earlier in the day with breakage at the t'gallent of all masts. Most of the actual damage was in the tops. Damage looked worse that it actually was, because Doug replicates actual construction methods. Repairs should be easier than if normal model short-cuts had been employed.

Bill Kelly-Fleming - SAN DIEGO PILOT in 3/16" = 1'. Scratch built solid lift hull in early stages. Model is of boat built in late 1930's and currently being used as the Pilot Boat. Model was commissioned by Pilots Associations for the Museum. With no drawings or plans, Bill has been measuring the heck out of the prototype to create a set of drawings.

BUILDING SMALL R/C MODELS

There is nothing easier than being able to carry your model boat and transmitter in a shoe box...no more aching backs or storage problems.

A number of our members have been building "LINDBERG" plastic kits and R/Cing them. Nothing new as Loren Perry and Dave Wick have been doing this for a long time but it is catching on here. I have listed the kits below if you should want to try your hand at it.

Coast Guard Tug-1/84, 11½" long, Kit no. 7412.

Diesel Tug-1/82, 14" long, Kit no. 7221.

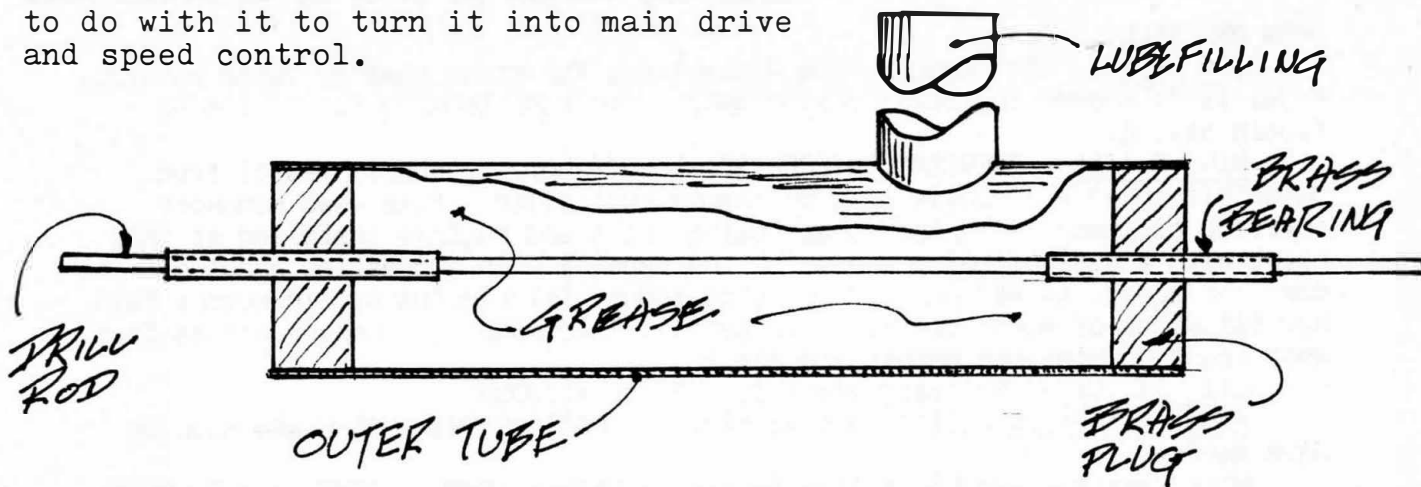
Tuna Clipper (no scale listed) 14" long, Kit no. 7220.

No. Atlantic Fishing Trawler-1/90, 17½" long, Kit no. 7222.

I have all of the above and the cost was from \$9.00 to \$12.00 each.

want to build one...I use the hull, rudder and prop and then play it by ear as I go. I use the kit decks as templates and make new ones from .020 styrene. Everything is usable as is in the kits however I like to make my own parts according to the ship I'm modeling. The most important part is the stuffing box as this will be buried in the hull as you progress and you don't want a frozen shaft in the future. For the above models I have used drill rod for shafts. A 1/16" .062½ thous costs about 85¢ and is available at Hammond Machine on India Street. The rod comes in 3 foot lengths. If you are lucky enough to have a lathe you can make a simple stuffing box as drawn below. Needed will be a 1/4"x 1½" piece of brass tubing, about an inch of 1/16" I.D. brass tubing and a piece of rod to plug the ends of the 1/4" tubing. Solder the ends, then place in lathe and drill both ends to except the 1/16" I.D. tubing. This tubing is cut in half to serve as bearings for the drill rod shaft. Solder the two pieces of tubing to the brass plugs while the drill rod is in place keeping alignment. Add a filling tube to the top and pack with your favorite lub oil or grease. (My large tug "Long Beach" has had this type of stuffing box operating for about 10 years with no sign of rust or binding.)


Next month we'll look at servos and what to do with it to turn it into main drive and speed control.



MIDSHIPMAN'S HITCH




TILLER'S HITCH



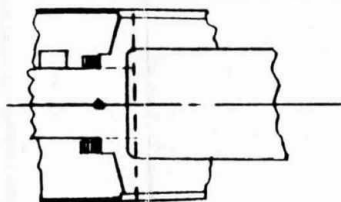
FISHERMAN'S EYE



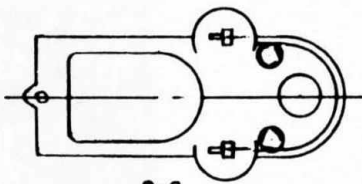
SHEEPSHANK



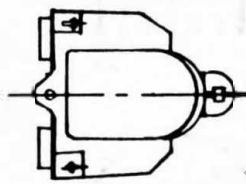
PLAN



1-1



2-2



3-3

BRIDGE DECKS

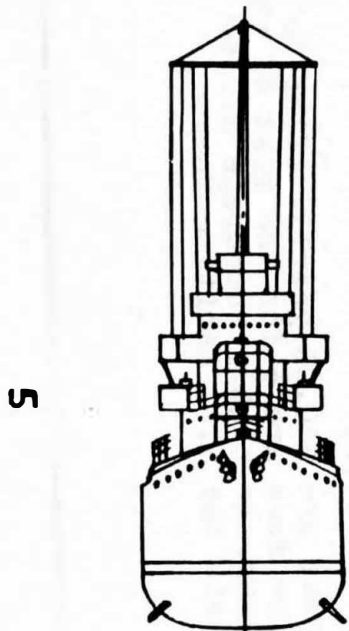
U.S.S. BENSON Destroyer

Dimensions: 348' (oa) x 35.9' x 12'

Armament: Four 5'-38, Four 40mm, four to six 20mm guns and five 21" torpedo tubes.

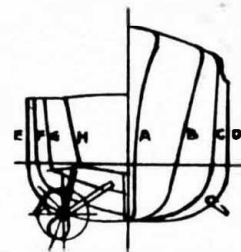
Displacement: 1,700 tons.

Notes: Armament varies among many of 96 ships of this class built in 1939-43.




5

BOW VIEW

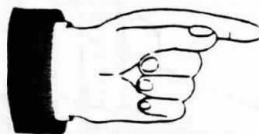


HULL SECTIONS



PROFILE

SAN DIEGO SHIP MODELERS' GUILD
BILL KELLY-FLEMING
P.O. BOX 6725, SAN DIEGO, CA.
92106



J.L. Harmeling
/redacted/

SAN DIEGO SHIP MODELERS' GUILD
OFFICERS FOR 1986

| | | |
|--------------------|---|------------|
| MASTER | Doug McFarland | /redacted/ |
| MATE/LOGKEEPER | Bill Kelly-Fleming | |
| PURSER | Herman Boehme | |
| EDITOR | Roy Nilson | |
| STEERING COMMITTEE | Al L'Heureux | |
| | Fred Fraas | |
| MEETINGS: | 3 rd Friday of each month, 8:00 P.M. aboard the bark STAR OF INDIA on the Orlop Deck. | |
| MEMBERSHIP: | Dues are \$10.00 yearly. After July the dues are $\frac{1}{2}$ for the rest of the year. We highly encourage all to join the S.D. Maritime Museum. | |