



# San Diego Ship Modelers' Guild

VOLUME 9 NUMBER 2

February 1985

## SAME STAFF FOR 1985



Don't forget your wife, Feb. 14. After all they let us out of the house one night a month to go to our meetings.

Roy T. Nilson, Master & Editor, /redacted/

Fred A. Fraas, Mate & Purser, /redacted/

Bill Kelly-Fleming, Logkeeper, /redacted/

THAT'S YOUR GUILD OFFICERS FOR 1985....NO VOTEE....NO GRIPEE.....

Mike Dory was voted in as Regatta Commodore (we will all help you out)

Al L'Heureux, /redacted/ and Doug McFarland, /redacted/ were voted in as the steering committee. All of the above can be contacted for your input.

Turn out for elections was poor, a total of 28 people were at the meeting. 6 of the folks were visitors. Hope to see some of them back again.

### MEMBERSHIP RENEWAL


The following shipmates have paid their dues for 1985. We are planning our Guild directory to be out next month, so those of you who have not paid your 1985 dues, please get them to Bill or Fred. Some of you may be wondering, did I get my form in? Check below and see if you did. If your not listed below, then you probably will not get any more newsletters until we hear from you!

- |                 |                        |
|-----------------|------------------------|
| Al L'Heureux    | Tom Hildebrand         |
| Mike Anderson   | Charles Jarvis *       |
| Ed Sakariassen  | Roy Nilson             |
| Mark Andrews    | Bob O'Brien            |
| Bill Barker     | Jerry Pearce           |
| Joe Bompensiero | Bob Ross               |
| Bob Becker      | Herb Strandt (Anaheim) |
| Fred Fraas      | Bob Wright             |
| Jim Halerland   |                        |
| Butch Harris    | * new member           |

Note. If you paid and are not on the list, speak up at the next meeting. Much of this info is per phone

### SHOW & TELL

by Nilson



"AH COME ON GUYS, I THOUGHT I PAID MY DUES"

**BK-F NOTE:** See mailing lable for most recent update.

The ARGONAUTS AWARDS BANQUET was attended by Al, Fred, Roy and our ladies. A good dinner was enjoyed by all as was the program. These people really have their act together, well c inized, and they all have a good sense of humor. We enjoyed the evening at the Adm Kidd club and will be back next year as Al and I are members of the Argonauts.

# FROM THE



# CROWS NEST

The January meeting started out on the "STAR", but another group (whale watchers) were on the orlop deck. We insisted that they could'nt see wales or whales from there and they should go top side. They were a larger group than ours, so we did'nt fight them. Evedently the Maritime Museum office did'nt look at the schedule when allotting time to them...Well, no problem, we moved over to the "Ber kley" top side.

Jay Mc Masters brought his San Felipe with lights that flickered like oil lamps as was his intention. This young fellow builds museum quality models and I wish I had half of his ability.

Doug Mc Farland had a little more work finished on "Hutspur", another talanted modeler who goes slow ahead, but excellant workmanship.

Bill Kelly-Fleming gave a short lecture on planking solid hulls. Bill used scale lumber sold at the model railroad hobby stores. His model of the Ben Latham was about half planked and looking good. Bill does good work when his Pastorial duties will allow him to model.

\*\*\*\*\*

## OTHER CLUBS NEWS..

Task Force 96, a new group forming in the L.A. area. This info from Howard Bailey, Commander, regarding meetings held on the first Saturday of the month from 2PM to 5PM. The meeting place, Pico Rivera Chamber of Commerce, 9122 Washington Blvd (A restored train station painted red) can't miss it. Naturally, Loran and Lee are members. If ~~Comm.~~ <sup>CDR.</sup> Bailey will put me on his mailing list I'll pass all info along.

## SHIP MODELERS ASSOCIATION...Fullerton, Calif.


M.A.C. Show at Long Beach Convention Center on April 27 & 28, 1985. Don Dressel states one free pass to a contestant that enters a model. Each contestant will also have a chance to win \$100. in a drawing for contestants only. Show time is 10am to 6pm.

## SHIP MODEL SOCIETY OF NO. NEW JERSEY....

Michael J. Heinrich, a master modler and evidently a master machinest, is taking orders for a universal tool post for Unimat 3 and Unimat SL lathes. Your editor has full info for thoes that are interested.

\*\*\*\*\*

FOR SAIL & Sale  
SANTA BARBARA SAIL BOAT  
complete, but no radio  
\$250.00  
Bob Willis (redacted)



Santa Maria

That sea critter known as the "right whale" can bend its tail 90-degrees to stick straight up out of the water. When it does so — and it does so often — the wind turns the tail into a sail. The right whale has been seen to sail that way all over the oceans.

### Floored!

THE California state department of food and agriculture in Sacramento issued a memorandum instructing state employes on safety when working after normal duty hours. The memo said, among other things: "Travel between floors by elevator only in buildings having elevators."

-Funny Funny World



**BIG STEAM ENGINE**  
Electric Model  
**25c** Add 10c for postage and packing

The world's biggest value in mechanical toys. A great big steam engine, measuring 7 inches in height by 2 3/4 inches in diameter (7 1/2 inches in circumference) for ONLY 25 cents. You should see it run, too. It's a revelation to see the fly wheel spin around at a great rate as soon as you "get steam up." The boiler is heated by electricity. Just hook up with your house current, fill the boiler with water, and in a few minutes the engine is running at top speed. No mussy canned heat or alcohol to bother with.

**Fully Tested—Guaranteed to Run**  
It is foolproof, harmless, fully tested and guaranteed to run. A scientific toy that illustrates the principle of the steam turbine. Runs for hours on one filling of water. Every boy should have one. Wonderfully well made—splendid value for the money. Easily worth a dollar, retails for ONLY 25c., with 10c extra for postage and packing.

JOHNSON SMITH & Co., Dept. 638, Racine, Wis.

Popular Mech. 1933

**\$1.49 Jig Saw** "The Puzzlemaker"

Plus 12 assorted blades  
Equipped with V-pulley for your treadle or motor. 15" long—9" high. 6 1/2" table. All metal construction. Sent postpaid on receipt of \$1.49, C.O.D. \$1.74, outside U.S.A. \$1.84. FREE booklet "Make Your Own Jig Saw Puzzles" with every saw.

**SPECIAL OFFER:** Complete Jig Saw Puzzle Outfit, including (1) Jig saw and booklet as above, (2) four pieces of 3/4" bass plywood each large enough for a 200 piece puzzle, (3) four full color pictures, (4) 6 jig saw blades of special design for puzzle making—postpaid, all for \$2.49, C. O. D., \$2.74, outside U. S. A. \$2.84.

J. & H. Metal Products Co., 486 St. Paul St., Rochester, N. Y.

**A New CURVE** for  
DRAFTSMEN - METAL & WOOD WORKERS - ARTISTS

Forms any irregular curve perfectly. No guesswork, holes, joints or arcs. Reverse die.  
3 Sizes: 8" \$2.00, 12" \$2.50, 16" \$3.00 at your local dealer or direct. Write for free descriptive circular!

WADE INSTRUMENT COMPANY 2274-A BROOKLYN STATION, CLEVELAND, OHIO.

**Wagons ho!**

**Q.** Those wagon trains of the old West — how fast did they move?

**A.** A mile or two an hour, maybe 100 miles in a seven-day week.

April, 1926

**POPULAR SCIENCE MONTHLY**

**Life Saving Ideas to Reduce Toll of the Seas**



**This Boat Has Rails on Keel**

**A** NEW improvement on unsinkable lifeboats which promises to be of greatest value in ocean accidents has been invented by an Englishman, Captain F. F. Lowndes, above. As lifeboats are now constructed, there is small chance of a passenger's holding on or righting it, if by any chance it overturns, and many lives are consequently lost.

Captain Lowndes' invention is intended to remedy this by providing two long easily grasped handrails, which are attached to the keel, and two boards jutting out from the sides of the boat. These make it possible, it is said, not only to hold on, but also to right the boat without great trouble. Tests recently made in a British harbor before a gathering of marine experts are said to have confirmed all its inventor claims for it.

**A** SAFETY chamber to enable a crew of a sunken submarine to rise to the surface has been invented by Congressman Anthony J. Griffin, of New York City. The loss of 349 lives in six submarines, in a year, according to Congressman Griffin, demands immediate action, and he has offered his device to the United States Navy.

The invention consists of a series of buoyant safety chambers, placed between the submarine's hull and superstructure, which may be entered from below. Each chamber will accommodate fifteen men. There is an apparatus in the chamber



**Automatically Rights Itself**

**S**AFETY features of another new lifeboat are that it automatically bails itself, rights itself when overturned, and will not capsize under the most trying conditions. Its inventor is R. A. Dobson, a Boston navigator, whom the illustration above shows holding a model of the boat.

The new boat is really two boats, one fitted inside the other and securely fastened to it by means of a sliding arrangement. Both boats are made up of watertight compartments which are constructed of cork and copper tubing. The outside covering is canvas.

The boat is built to withstand the force of the biggest waves and the hard pounding on the rocks. A 26-foot boat of this type will carry sixty persons without crowding. The idea is said to have been tested successfully.



Congressman Griffin looks over plans of his new submarine safety chamber designed to allow crews to get out when boats are sunk by accident

that sets it free from the submarine, allowing it to float to the surface. The device is said to work even when the sunken boat is flooded by the rushing water following a crash.

## HANDZL UNDT GREDL

Vunzvass akubble kidts votvass kalldt Handzl undt Gredl. Dievasslibin bei der pleck forst mit der pobba undt-schteppmudder. Dot schteppmuader vass vun meenbrödt. Undt noddonlei dot, schei godt a faisz votgonna sctap akugguglock.

Ennivay, der kidts vass schkruinaroundt vundeit undt dei schpiltet der schnapps ollover der plaisz und der schteppmudder schpritzed dem reidt oudt derdoor. Deivass two schkairdt numbuss undill dei schpeidt dis hausz maidmidt chincherbredt undt chellipeendtz.

Vell, reditavai, dei sctart fressin onderplaisz undt dis vasnt helbin der präberdeivalusz enni. Zadder vitch vattvass liben dere sctartet yellin olldot nibble, nibble münchken chazz undt vass konnapoosh dem kidts inna gffen undt möge pumpernickel ouddadem. Onlei dei godt deidropp ondei oldtladie undt maidt schtrudl ouddaher innschtedt. Den dei foundt dis liddle schkinnei kidt vodt lukt leiga schkelatn. Hevass lakdt inna kaitch midoudt nudding toeadt. Undt, vudyu beileef - hisz momma durndoudt tubei der aldt vitch.

Noudiss chust pruvz vunding - dot, "life's a benkvot, undt tsum pur sunz uff vitches iss sctarvn to det."

You can't read a foreign language? Well, this story has to do with throwing in the towel when at first you don't understand something. We are all guilty of this at one time or another. Maybe that complicated kit is not all that complicated when you take a careful second look. Reread the above story again, It's really easy. Now you can speak German maybe ?.

### BOOKS OF INTEREST.....

HOW TO PHOTOGRAPH SCALE MODELS: by S. Pain and L. Stewart.

Both men are professional modelers as well as photographers. The book is 64 pages, and printed by KALMBACH BOOKS, the price \$8.95. Not to bad considering that's the price of 2 bad rolls of film and printing. Well illustrated, tells you about film speed, depth of field, lenses, lighting and on and on. I think it's worth having if your bag is photography. Look it over in your hobby or magazine store..rtn

BUILDING AND IMPROVING VACUUM-FORMED MODEL AIRCRAFT: by Richard Staszak.

This man has built ships, trains and planes for 40 years. I don't know the author, but he can't be all bad as one of his pictures in his book included a can of "Bondo". Written basically for the static model airplane people, however there were sections on making molds, vacuum-forming, stretch forming and casting parts. Needless to say it found room on my book shelf. rtn

FLYING MODELS-MARCH ISSUE 1985:

An artical on boat lighting with model railroad lights and light emitting diodes (LED). T.H. Willers, the writer explains in three pages (with photo how simple it is. ( I'm an electrical dummy and even I understood it. PHIL HEADLY.....write us an artical and we will print it.) rtn

## BOOKS CONT:

BUILDING WARSHIP MODELS by Coker is back on the market, Now \$50. (wow)

Well Loren Perry promised a magazine for WARSHIPS MODELS ONLY. The spring addition is out...good job Loren, I couldn't believe an 18 foot cruiser weighing 1000 lbs. Picked up my copy at WestCoast Hobbies....

THAT ENDS THIS MONTHS BOOK REVIEWS

The BADGER people (air brush fame) have come out with "Badger Air Cpaque Paints, 1 and 4oz bottles, 19 colors plus black and white. The color chart shows 7 shades of gray. Can be used with air brush, paint brush or (get this) FLOWING PEN. Now you can draw a curved or straight line in paint just like a draftsman draws with ink.

MICRO-MARK a N.J. Firm has the following on sale....

Proportional dividers for \$19.50...a must for scaling plans up or down.

Industrial razor blades...single edge...100 for \$6.25.

Twin Grip third hand (alligator clips on both ends of arm) \$4.50.

Micro marks ad runs in the Flying Models Mag for March.

Would you believe I goofed on page 6. My investigation on numbers found on Naval ships is in error. A few days after completing page 6, I looked at another naval book only to find that some numbers were painted black. (fig.4) Also a DD and a PC had numbers painted parallel to the deck shear. All I can say is that your Sherlock Homes turned out to be an Inspector Cluese. Hey Al, how is that spelled in French.

## Trivia

### Leaping porpoises

Q. Why do porpoises leap out of the water when they swim?

A. Speed is thought to be the motive there. They're faster when in the air.

In a battle between a shark and an octopus of like size, the octopus wins, according to those who study sea critters.

To track a typical pattern of progress, consider instant coffee: Invented by a Japanese chemist in 1901; used sparingly in field rations during World War I; produced in quantity on government contracts in World War II; further refined over the next 35 years to the point today where it almost tastes good.

The true Indian peace pipe was a short straight clay. That long graceful pipe adorned with feathers was dreamed up for the movies.

In the opinion of Lauren Bacall: "Women are kinder to men than men are to women. If men knew the power of kindness, they'd have to beat the women off with sticks."

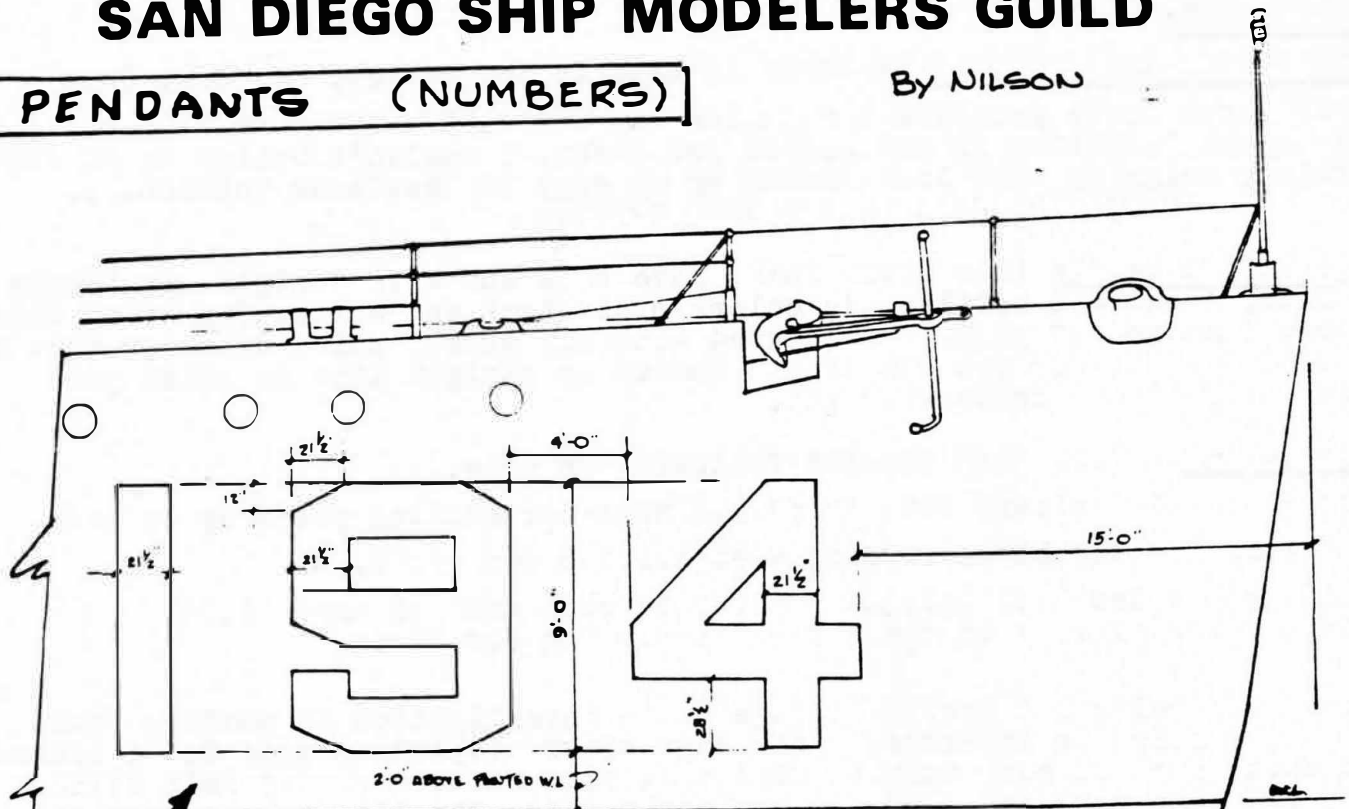
No law compels members of Congress to attend House or Senate sessions all of the time, part of the time or even any of the time.



# SAN DIEGO SHIP MODELERS GUILD

## PENDANTS (NUMBERS)

By NILSON



NOTE:  
NOT A 45°

fig. 1

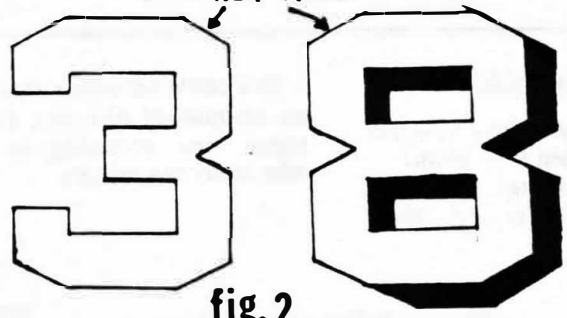


fig. 2



fig. 3

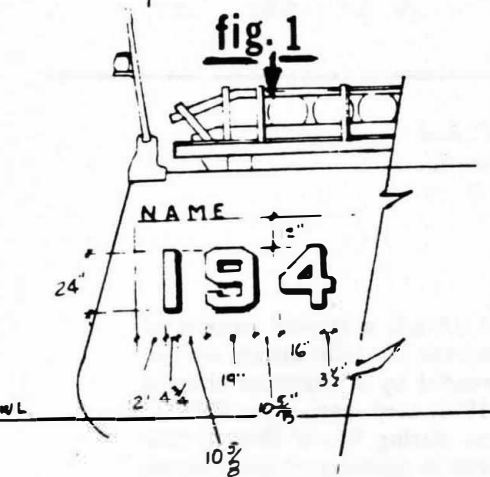


fig. 4

Fig. #1 was taken from Navy plans (C&R No. 125868, plan no. 83374, USS Satterlee DD 190, dated 10-17-18. NOTE no shadow on this drawing, however photo's of this period show some DD's with shadow, as the 8 in fig. 2. Also note that the corners are not on a 45° angle.

Photo's of USS Roe DD 418 had numbers as in fig. 3 in June 1940. Photo's of USS Cassin, DD 372 had numbers as in fig. 2, with shadow. Above DD were built about '33, '34 and 1935. Fig. 4, white numbers

only, were used thru-out WW2. Size of numbers varied on the same class of ship as well as other classes. On the positive side, I can say for sure that all numbers were parallel to the painted water line. After looking thru all my books on Naval vessels, I've determined nothing was standard.

After all this research (approx. 1 hr) a photograph of the ship you are building would be a must for accurate numbers. You should be able to determine the size of numbers from the phot'os by using measurements taken from the draft marks on the bow. Center of the draft mark numbers are 1'-0".

so much for research. We can talk about this at the next meeting if you have questions about this or available decals.

# 4



## South Bay Miniatures

151 89th Street Apt. D-1  
Brooklyn, N.Y. 11209  
(212) 836-8333

It's About Time.....

For the first time, accurate, convenient and easy to use Decals are available to the ship modeler. We supply U.S. Navy Ship's Numbers in seven sizes and Draft Marks in four different scales. To cut gloss and seal from water penetration these decals can be over-painted by brush or spray. They will not be affected by enamel finishes such as testors or Floquil. Urethane finishes such as Flecto- Varathane are also fine. Do not use laquer or airplane dope over the Decals. (you will regret it!)

Ships' Numbers: These numbers are copied from U.S. naval publications. They come in seven sizes listed on the order form. Each set has all ten numerals, 1 through 9 and 0.

16

Draft Marks: These are the numbers you see running in a vertical line at the bow and stern of every ship. The decals are available in the four most common scales:

15

1/96, 1/72, 1/48, 1/32, (3/8")

14

Each set comes in two colors, one line in black, on line in white. For all sizes each set is roughly 5 inches tall.

13

The numbers run from 2 to 40 in 1/96 scale

2 to 33 in 1/72 scale

12

2 to 23 in 1/48 scale

2 to 16 in 1/32 scale.

11

These sizes should work for most models. They add a nice touch to any ship. The Navy usually paints these numbers in white on the anti-fouling paint and black waterline stripe. Sometimes they use black on the grey portion of the hull. Sometimes they use white. Prototype pictures, or a good guess would help here.

10

Note #1) I will make every effort to get your order out within ten days. If you need rush service, please note it on the outside of the envelope.

8

Note #2) Prices may change without notice.

7

Note #3) There is a postage and handling charge of 50 cents on all orders. N.Y. State residents must add 7% sales tax. (sorry)

6

Note #4) If you have any suggestions for other decals, please send it along. I'll try to make it available.

5

4

He supplied one sample, a zero, which was not to bad. The price list is on page 8. rtn.

Thanks,

*S. Scotto*  
Stephen Scotto,  
Proprietor

3

2



# South Bay Miniatures

## Price list and Order Form

### Ships' Numbers

item number	size	price each
SN-1	1/4"	\$1.75
SN-2	3/8	1.75
SN-3	1/2	2.00
SN-4	3/4	2.00
SN-5	1 in.	2.25
SN-6	1 1/2 in.	2.50
SN-7	2 in.	2.75

### Draft Marks

item number	scale	price each
DM-1	1/96	\$1.50
DM-2	1/72	1.50
DM-3	1/48	1.50
DM-4	1/32	1.50

Price may change without notice.

There is a shipping and handling charge of 50 cents per order

N.Y. State residents must add 7% sales tax.

Please make check or money order payable to South Bay Miniatures.

South Bay Miniatures  
 151 89th Street  
 Apt. D-1  
 Brooklyn, N.Y. 11209

Name \_\_\_\_\_  
 Street \_\_\_\_\_  
 City \_\_\_\_\_  
 State \_\_\_\_\_ Zip \_\_\_\_\_

item number	quantity	description	size or scale	price each	total price
Sub-total					
postage and handling					
(N.Y. State only) sales Tax					
Total					



SEND TO:  
BILL KELLY-FLEMING  
LOGKEEPER  
2829 1/2 CARLETON STREET  
SAN DIEGO, CA. 92106

SAN DIEGO SHIP MODELER'S GUILD  
MEMBERSHIP APPLICATION

\$10.00 Yearly  
MUSEUM MEMBER  
and out of County  
\$20.00 Non-Museum  
member

NAME: \_\_\_\_\_

ADDRESS: \_\_\_\_\_

ZIP CODE \_\_\_\_\_

PHONE NUMBER: \_\_\_\_\_ - RESIDENCE \_\_\_\_\_ - BUSINESS \_\_\_\_\_

RENEWAL MEMBERSHIP  NEW MEMBERSHIP

ARE YOU A MEMBER OF THE SAN DIEGO MARITIME MUSEUM ASSOCIATION? YES  NO

BASIC MODELING INTEREST:

KIT  SCRATCH

FIBERGLASS/PLASTIC  SOLID  PLANK/FRAME

STATIC  RADIO CONTROL

SAIL  POWER

PLEASURE  MILITARY  COMMERCIAL

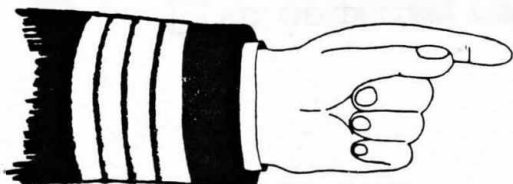
LIST MODELS YOU HAVE WORKED ON. (PUT A STAR BY THOSE CURRENTLY WORKING ON.)

<u>VESSEL NAME</u>	<u>VESSEL TYPE</u>	<u>NAME OF KIT, SCALE, ETC.</u>
_____	_____	_____
_____	_____	_____
_____	_____	_____
_____	_____	_____
_____	_____	_____
_____	_____	_____
_____	_____	_____
_____	_____	_____
_____	_____	_____

WHAT OTHER VESSELS DO YOU HAVE MATERIAL ON (PLANS, KITS STILL IN THE BOX, BOOKS, ETC.)? \_\_\_\_\_

WHAT TOPICS WOULD YOU LIKE PRESENTED AT MEETINGS? \_\_\_\_\_  
\_\_\_\_\_  
\_\_\_\_\_

San Diego Ship Modelers'  
Guild Bill Kelly-Fleming--  
Logkeeper  
/redacted/



**MEMBERSHIP RENEWAL NOTE:**

A \*\* under your name  
on the mailing label  
means our records show  
that you have not  
paid your 1985 dues.

SAN DIEGO SHIP MODELERS' GUILD  
OFFICERS FOR 1985

MASTER & EDITOR	ROY T. NILSON	/redacted/
MATE & PURSER	FRED A. FRAAS	/redacted/
LOG KEEPER	BILL KELLY-FLEMING	/redacted/
STEERING COMMITTEE	AL L'HEUREUX	/redacted/
	DOUG MCFARLAND	/redacted/

MEETINGS: 3rd Friday of each month, 8:00 PM aboard  
the bark STAR OF INDIA on the Orlop Deck.

MEMBERSHIP: Dues for members of the San Diego Maritime  
Museum and anyone living outside of San  
Diego County \$10.00. Non Museum members  
\$ 20.00. After July the dues are 1/2 for the  
remaining year: