



San Diego Ship Modelers' Guild

October-November 1982

Roll on, thou deep and dark blue ocean -
-Roll!

-Lord Byron

November 1982 Meeting

At our next regular meeting Bob Becker will return after a long absence to demonstrate how to make copper and brass look weathered. Recently he has been using his technique on some beautiful replicas of lighthouses. This demonstration promises to be very worthwhile. We will also plan our annual Christmas Party and make plans for a special regatta (see next article), so, **BRING A MODEL** and join us.

The Steering committee will meet at 7 PM, and the regular meeting will begin at 8 PM.

ANOTHER REGATTA

This time, just for the fun of it at a new location. George Oliver has announced that we are invited to have a R/C regatta at Santee Lakes Park on Saturday and Sunday, December 4 and 5. This will be a special promotional event for the lakes. We'll set out a few bouys on this fresh water lake and run our boats from about 10 AM to 3 PM. The organizers are arranging for media, including TV, coverage. Normally there is a \$1.00 entrance charge but modelers will get in free by telling the attendants that you are part of the Ship Modelers' Guild display. For those with RV's, especially our friends from out of town, will be glad to hear that there are free hookups if reservations are made. If there is any problem at the gate, ask for 'Susan' or 'Marie', Map appears elsewhere in this newsletter, and overnight reservations can be made through George Oliver (/redacted/).

Logkeeper's Log:

No your last issue did not get lost in the mail. We had trouble getting on the computer at the last minute. As a result, we are trying to catch up in this issue.

A few items have come to me. Some of you may remember Herb Strandt. and his 1905 lumber schooner, which recently won a first place in civilian scale and "Modelers' Choice Best R/C Scale Boat" at the "5th Annual Golden Gate Scale Concours", in San Francisco.

We've been contacted by the Phoenix Model Club who want to join us in our future regattas and have us join them. They run two regattas, one in February, and one in September, which this year conflicted with ours. We are already working to prevent future conflicts.

Wondering where to get copies of MODEL SHIP BUILDER? Seabreeze on Scott St. (near Shelter Island) is carrying it as well as many good nautical and modeling books.

The 12 meter boats FREEDOM and SPIRIT of Dennis Conners have been recently spotted sailing around San Diego Bay. FREEDOM is of course the last America's Cup winner.

Log of the September meeting

From the Steering Committee came a request for some new blood in the Committee, as those of us currently serving have done so for several years. A few volunteers have stepped forward. Roy Nelson gave an excellent presentation on making railings. There was also an interesting discussion on the metric vs. the english system of measure.

Models present

Fred Frass, SS JEREMIAH O'BRIEN, WWII Liberty (EC-2) 1/8" scale, Scratch POF, R/C, 98% complete.

John McDermott, Ship's boats - 2 cutters, 1 gig, 1/8" scale, scratch POF display.

John McDermott, Small diorama using micronauts (1:2000), sailing vessels; 120 gun ship, frigate, and sloop.

Doug McFarland, Sail control.

Presentation notes - Railings by Roy Nilson

Roy passed out the diagrams that we printed in our December 1981 issue. Roy makes a jig for his railings, by making a notch in a board for the wire rails, and notches the wire at the joints, and then solders the joint. He makes the stanchions longer than for handling and then trims them just before installation. He passed around an idea he had come up with... putting samples of different types of wire, and different types of railings for viewing from time to time. As for material to use for rail netting, he recommended fibergalss screen, aluminum screen, and toule (be sure to check the pattern - - you want a diamond shape). Roy also suggested using aluminum for jigs as it becomes a good heat sink.

One final note was give, if super glues are used near a model, its fumes will cause permanent finger prints on the finish.

Log of the October meeting

A brief report on the regatta congratulated Joe Bompensiero as our big winner and that we ended in the black financially. (Elsewhere in this issue is an article on the Regatta, plus Joe is our Modeler of the Month). This was "bring a model night", with discussions focusing on how to use resins and fillers, like Bondo. Using Micro balloons and applying a sanding resin with an artists palate knife were suggested alternatives to Bondo. Fred Frass brought in two nice books on warship models, one having just arrived from Japan. We all enjoyed Albert's movies of the regatta and other events from the past.

Percentage wise we had one of the best turnouts of models in several years, with most of the models being new or having made significant progress since we last saw it.

Models Present:

Bob Ross	41' Coast Guard Utility boat 3/4" scale from a Dumas kit. This display model is 75% complete
Roy Nilson	tug TAURUS 1/2"=1', scratch POF with Bondo filler. The hull of the 37 " model has been completed. It will be R/C electric.

John Mc Dermott	HMS GORGON	A monitor, in 1/8" scale, 36" long scratch POF display model, 1% complete.
Doug McFarland	Norske Love	74 gun Ship of the Line, 1:75 scale, 40" LOA, kit, POF, 75% complete (up 1/2% from 2 years ago).
A.J. Neubauer, Jr.	USS CROCKETT (PG88)	Patrol Gunboat in 5/16" scale, 51" long, Dumas kit, POF, R/C, 40% complete. Most of the parts provided in the kit have been used. Running gear is installed, many months left for painting and adding detail.

From Bill's Sermon Files:

I like using sea stories to illustrate points in my sermons. There has been one I have used several times, and in a recent issue of the Ship Modeler's Association (Fullerton) newsletter, Henry Bridenbecker provided the exact title of the book cited in the title. The story:

The famous theologian and preacher G.K. Chesterton once posed the question, "If you were shipwrecked on a deserted island, what is the one thing you would have hoped you would have brought with you?" His answer to his own question ... "Thomas's GUIDE TO PRACTICAL SHIPBUILDING."

NOVEMBER MODELER OF THE MONTH

****JOE BOMPENSIERO****

by Bill Kelly-Fleming

The primary winner of our annual regatta this year is one of those rare native San Diegans. As winner, Joe Bompensiero becomes our Modeler of the Month.

Joe has been associated with the sea most of his life, being born here in San Diego, living close to the ocean most of his life, and working as a commercial fisherman for ten years when he was younger. His interest in ship modeling is far more recent, however. It was in February 1981 that he and a friend came down to the pond, he caught the modeling bug, and has been an addict ever since. Even "addict" might be mild, for in the past 20 months he has built four boats, including his award winning fireboat.

All four boats have been built from kits and all are radio controled. The first boat is the popular fishing boat EILEEN, which was fallowed by the bright blue Danish frieghter MERCANTIC. Completed in time for our static show last March was the SEGUIN, a wooden steam tug from a Laughing Whale kit. This tug is plank on frame in 1:20 scale, and is very well crafted by our relatively new modeler. The most recent accomplishment is the fireboat, built from a plastic kit from Germany and which looks beautiful. This working model includes an operating anchor, fire turrets that rotate and shoot streams of water, a siren, blinking warning lights, and a revolving search light.

Joe is trying to get to different phases in ships and hopes to try a warship next, possibly a PT boat or a similar vessel with a lot of speed. Each boat has its own characteristics, and he has learned a lot from each. He has especially learned a lot about electronics and set ups.

Joe has most of the tools needed for modeling because he was building furniture prior to his ship modeling adventures. He learned about our Guild when down at the pond, and has found the exchange of information to be very helpful, in particular, our session last Spring on air brushing.

Joe's newfound interest has infected his son, who has also been an active member of the Guild. As Joe puts it, "I like to build them, and my son likes to run them." That sounds like a good team. Our congratulations go to Joe Bompensiero as a winner of the regatta and as our November Modeler of the Month.

REGATTA V

by Doug McFarland

Oh well, one day of good weather out of two wasn't too bad. With the remains of hurricane Olivia playing havoc with the weather and forecasters predicting the possibility of scattered showers, the SDSMG set forth undaunted to sponsor their fifth annual Scale R/C Regatta, September 25th and 26th.

Although Saturday started out a bit "iffy." as the day progressed the weather improved and most of the events went off without a hitch. Unfortunately the bollard pull had to be cancelled due to an uncooperative scale.

The first event Saturday was the predicted log which this year was combined with straight steering. Some excellent times were turned in with the winner, Bob Keller's GRIMMERHORN, missing his predicted time by only one second. Bruce Montgomery placed second with his PILE and a 7 second error, and Joe Shuster's SHELLY FOSS came in third with a miss of eleven seconds.

Fred Frass cranked in the perfect amount of "windage" on the Straight Steering course sending the JEREMIAH O'BRIEN through the target gate with a zero distance error. A miss of only two feet gave Mike Dory's sub U-47 second place. The third spot was awarded to Dave Smizer's Schnellboat which missed the middle bouys by only 3½ feet. A near tragedy was averted when Jim Cameron's tug MAJESTIC started taking on water after his ballast shifted. He was able to get it to shore here a group of bystanders jumped in and at least were able to keep the bow from going under. Unfortunately Jim had to spend the rest of the afternoon drying out his electronics nut was able to get the boat running for the parade of lights.

The major Saturday afternoon contest was one of the most challenging for an R/C boater, the Blind Conning event. A disappointing number of modelers competed in this event but those who did put on a great show. The team of Mike Dory and Phil Hadly operating the German submarine U-47 took top honors by making the fewest mistakes. Joe Shuster's SHELLY FOSS took second place, and Dave Smizer's Schnellboat took third place (Ed. note, unfortunately we do not have the names of the second and third place partners).

The salvage event saw Doug McFarland's PATTI ANN playing the part of the derelict. Only two entrants were able to maneuver the boat to the dock, with the URSALA of Bruce Montgomery taking only 1:49 minutes, and Doug Smay's LSU 1488 taking 2:33.

The Day's events over and the prizes awarded, it was soon time to fire up the barbeque. Again the number of people participating was somewhat disappointing. Those who did participate were treated to a number of delightful dishes. For sure, nobody went home hungry.

During dinner the weather took a turn for the worse as a fine mist started blowing off the ocean. Few spirits were dampened, however, and several boats hit the pond after dark for the parade of lights. The spectacle was quite impressive and the models took on a whole "new light" as the glow of their lamps shimmered across the water. One of the more unusual models was the Mississippi riverboat DELTA QUEEN, which only ran in this event.

Sunday was quite a different story. With the all night rain appearing to ease up after daybreak, a poll of the participants was taken and it was decided to go ahead with the Scale, Precision Steering and Docking. The mist stayed sporadic until about 1:00 p.m. when the wind shifted bringing a constant drizzle until, naturally, after the contest was completed. The bad weather forced a number of contestants to drop out of the contest.

While the judges braved the monsoon while scrutinizing the scale qualities of the models, those few courageous souls (or were they a bunch of crazies?) were out on the course battling the elements and the usual radio glitches in an attempt to amass as many points as possible toward becoming #1. When the dust, or was it mud, had finally settled and all the points had been tallied, Joe Bompensiero came away with the first place trophy for his FIREBOAT #2, Doug Smay took second with his LCU 1488, and Steve Davis taking the third place ribbon for his MODOCK.

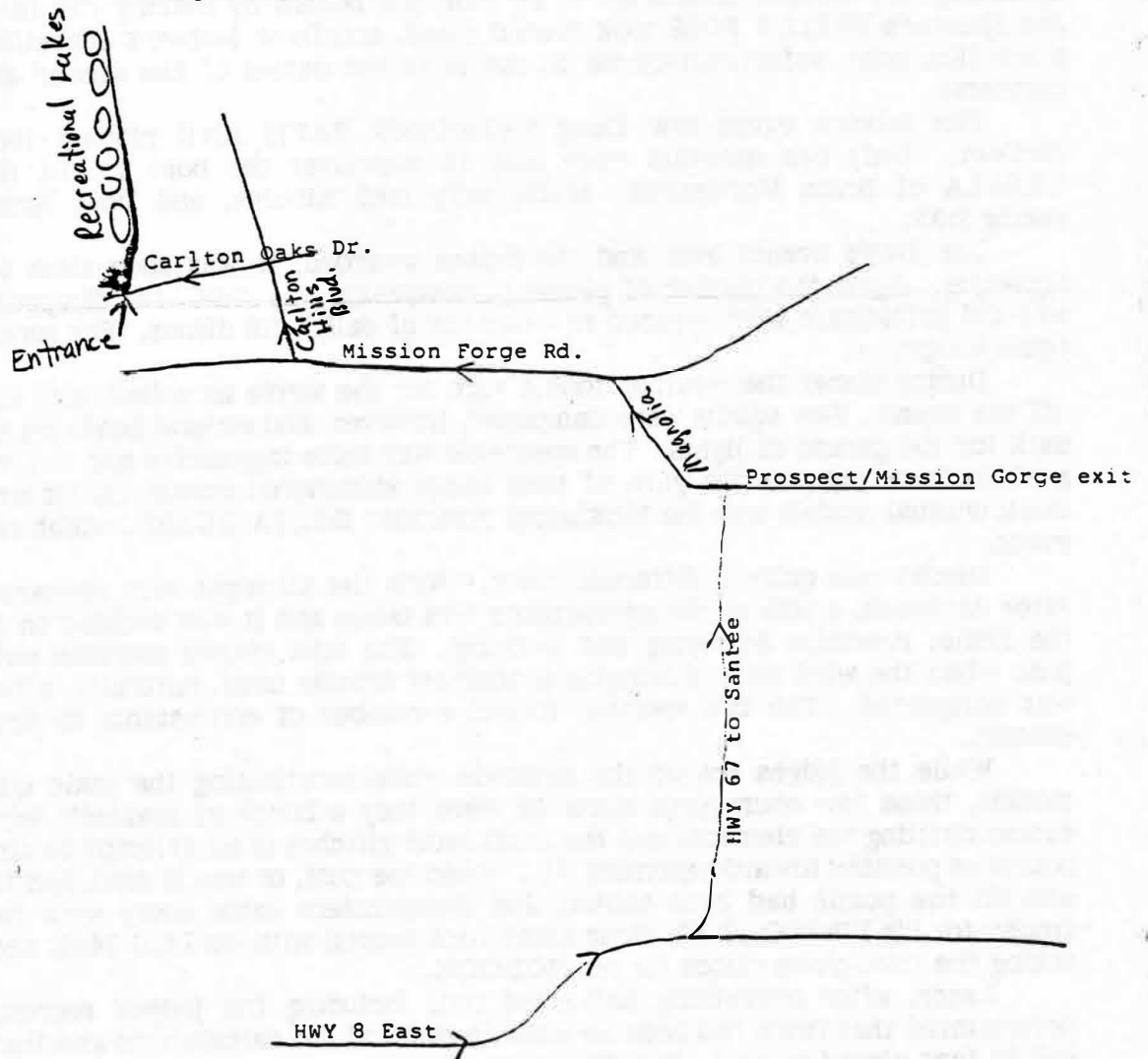
Later, after everything had dried out, including the judges' scoresheets, it was determined that there had been an error in some of the calculations and that Steve Davis had in fact placed second. The discrepancy has since been corrected with Steve's second place ribbon having been sent to him.

Our very special thanks to all who helped or participated in this year's regatta. We ended up with a total of 43 entries in the various contests in addition to several boats that were just there for show. Special thanks also to Len Snow, Dave Brierly, and Bill Benson for their expertise in judging the scale contest, and to George Oliver who volunteered to be the Commodore of this year's regatta and who did a great job keeping it all together. P.S. We're already making reservations for better weather next year!

HERE IS THE MAP TO SANTEE LAKES FOR THE DECEMBER 4th and 5th SHOW

SANTEE LAKES
REGIONAL PARKS & CAMPGROUND

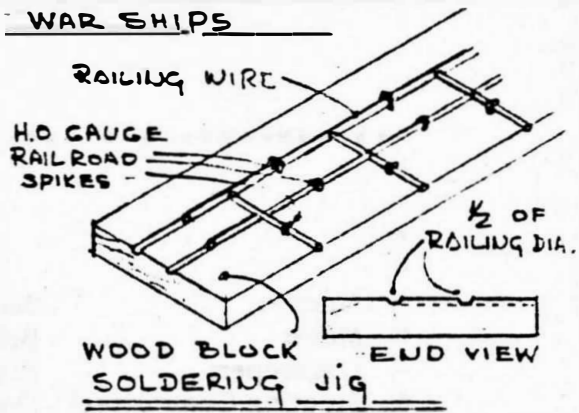
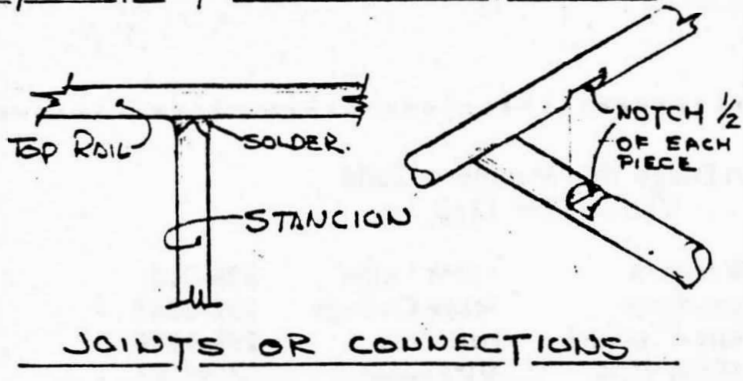
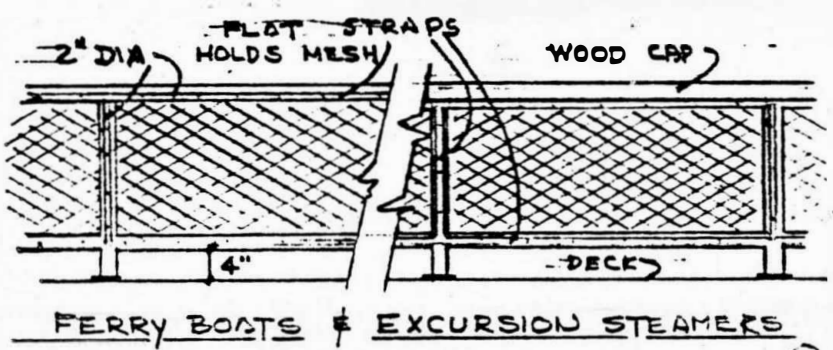
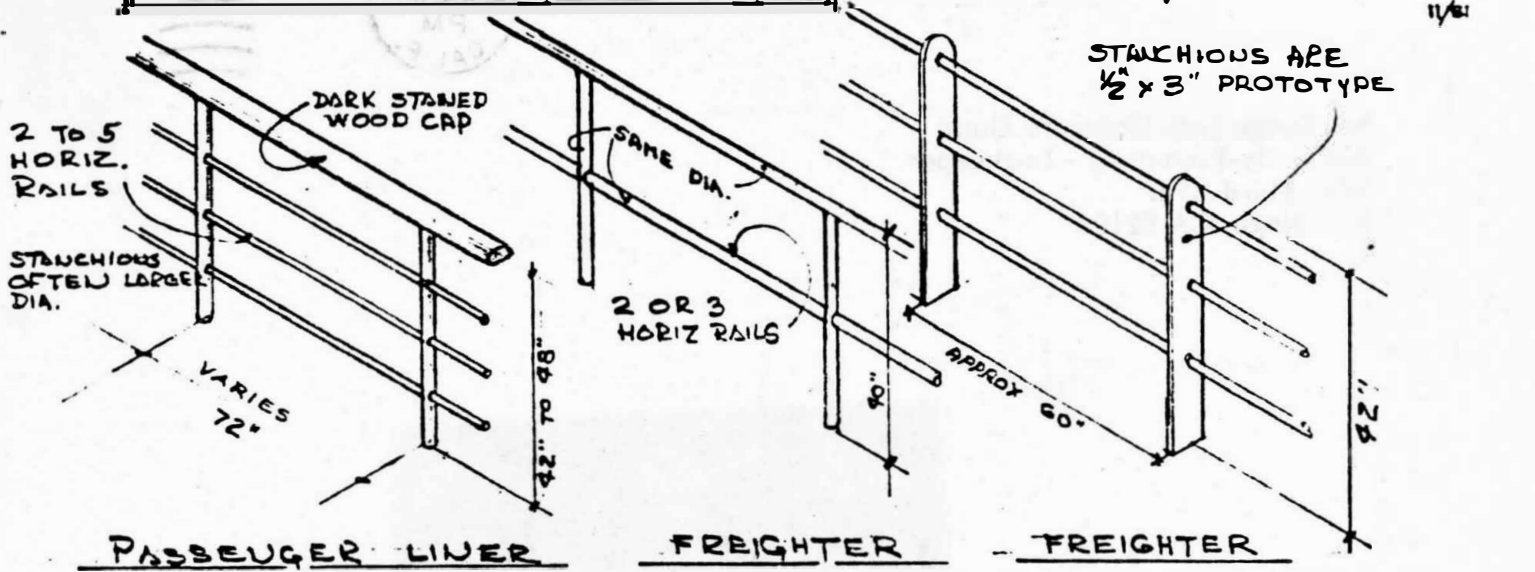
9040 Carlton Oaks Dr.
Santee
Park phone # - 448-2482
Hollywood South Productions - 297-4222



SAN DIEGO SHIP MODELERS GUILD

SCRATCHBUILDING RAILINGS

BY R.T. NILSON
11/81



ABOVE RAILING DRAWINGS ARE TYPICAL - ALWAYS REFER TO YOUR PLAN AND ANY PHOTOGRAPHS THAT ARE AVAILABLE. DIAMETER OF STANCHIONS AND HORIZ. RAILINGS ARE FROM 1" TO 3". DEPENDING ON YOUR SCALE, RAILINGS CAN BE CONT HANGER WIRE TO THE SMALLEST MUSIC WIRE (GUITAR STRINGS). WIRE MESH ON ABOVE RAILINGS CAN BE SCREENING OR TULLE (TOOL) ASK THE WIFE ABOUT TULLE. NEEDLE FILES OR MOTO-TOOL CAN BE USED TO NOTCH WIRE (MOTO-TOOL ON BRASS ONLY). FOR WIRE SIZE IN THOUSANDTHS LOOK TO YOUR SCALE LISTED BELOW

SCALE:

$1/192 = 1/16 \cdot 1'-0" = .0625$	$1/96 = 1/8 \cdot 1'-0" = .125$	$1/64 = 1/4 \cdot 1'-0" = .1875$	$1/48 = 1/4 \cdot 1'-0" = .250$	$1/32 = 3/8 \cdot 1'-0" = .375$	$1/24 = 1/2 \cdot 1'-0" = .500$
1" = .0035	1" = .010	1" = .0156	1" = .020	1" = .0312	1" = .040
2" = .007	2" = .020	2" = .0312	2" = .040	2" = .0625	2" = .080
3" = .0156	3" = .030	3" = .0469	3" = .062	3" = .0938	3" = .125



San Diego Ship Modelers' Guild
 Bill Kelly-Flemming -
 Logkeeper /redacted/

TO:

John L. Harmeling /

 *
 * San Diego Ship Modelers' Guild *
 * Officers for 1982 *
 *
 * Master: John Woodard Point Loma /redacted/ *
 * Mate: Bob Crawford State College /redacted/ *
 * Logkeeper: Bill Kelly-Flemming Hillcrest /redacted/ *
 * Steering Committee: Doug McFarland Mira Mesa /redacted/ *
 * Al L'heureux Poway /redacted/ *
 * George Oliver Santee /redacted/ *
 * Bob Ross Chula Vista /redacted/ *
 *
 * Meetings: 3rd Friday of each month, 8:00 pm aboard the Bard STAR OF *
 * INDIA, on the Orlop Deck. *
 * Membership: Dues for Members of the San Diego Maritime Museum and *
 * anyone living outside San Diego County- \$7.50. Non-Museum *
 * Members - \$15.00. After July 31, 1982 dues are 1/2 for the *
 * remainder of the year. *
 *
 *
